











This week in school we will be learning about a range of topics. Please find this list below, with links for worksheets, websites and additional assistance. Please do not hesitate to contact the school if you have any queries. We would like to thank you for your continued support and assistance during this difficult time. Don't forget, you can upload any learning you do at home on Tapestry! We check this system regularly and are able to provide support and guidance on there. Please contact the school office if you do not have access to this system.



Area of learning	Activities:
<p>Literacy / Communication & Language</p> 	<ul style="list-style-type: none"> Read your reading book and any others you have at home. Focus on talking about the illustrations. Continue to practise recognising your name. You could even have a go at copying some of the letters! <p>Phonics – Focus on environmental sounds</p> <ul style="list-style-type: none"> Complete some of the Environmental Sounds home learning challenges from the sheet attached. Play some Phase 1 phonics games on https://new.phonicsplay.co.uk/ using these log-in details: Username: march20 Password: home <p>Focus story – Hairy Maclary Rumpus at the Vet by Lynley Dodd:</p> <ul style="list-style-type: none"> If you have this book at home, please read it. If not, you can listen to it on YouTube: https://www.youtube.com/watch?v=31Y8Jswk1Zo Talk about what a 'vet' is and what their role is. Make a story map by drawing pictures of the different events from the story in the correct order. Talk about the rhyming words, then complete the rhyming activity attached. Think about your favourite part of the story. Draw a picture of it. 
<p>Mathematics</p> 	<ul style="list-style-type: none"> Practise counting aloud forwards and backwards up to 10. Sing some counting songs such as 'Five Little Speckled Frogs' and 'Five Little Men in a Flying Saucer'. You could access the BBC School Radio website for ideas - https://www.bbc.co.uk/programmes/p065s411 <p>Focusing on colour – Green</p> <ul style="list-style-type: none"> Sing 'The Rainbow Song' to recap on the colours we have learnt so far - https://www.bbc.co.uk/teach/school-radio/nursery-rhymes-i-can-sing-a-rainbow/zn3tqp3 Listen to the story 'Where is the Green Sheep?' by Mem Fox: https://www.youtube.com/watch?v=xDv0J9V4kRI Talk about the different coloured sheep in the story. Print off the sheep pictures attached and hide them around your house. Ask your child to find them all and talk about them. Prompt them with questions such as: <i>How many are there? Which is the biggest/smallest? Where did you find them?</i> Look around your house, and outside, for green items!
<p>PSED</p> 	<p>This week we are going to be looking at what it means to be 'angry'. Talk about what it means when you feel angry e.g. how it feels and what your face might look like. Share the story, 'Alligator is Angry' (https://www.youtube.com/watch?v=fAfn1woLgf4) and talk about what made Alligator feel angry. What did he do to calm down? Can you think of anything that you could do to help you to calm down if you ever feel angry?</p>
<p>Physical Development</p> 	<p>Fine motor skills</p> <ul style="list-style-type: none"> If you have some playdough at home, you could do dough disco to your favourite song. If you can't remember the moves, refresh your memory using this video: https://www.youtube.com/watch?v=i-lfzeG1aC4 Complete some of the fine motor skills suggested on the chart attached. <p>Gross motor skills</p> <p>Continue to practise different ways of moving including: skipping, hopping, jogging, running, jumping, shuffling, walking backwards, and any other ways you can think of!</p>
<p>Understanding the World & Expressive Arts and Design</p> 	<p>Make up your own pet and have a go at drawing it. Model some examples e.g. the head of a dog, body of a snake, hair of a lion, teeth of a crocodile, etc. Be as creative as you like!</p>



Funky Fingers Challenges!

 <p>Who can screw the most nuts onto the bolts in 3 minutes?</p>	 <p>Who can find the most red/blue/green objects using the tweezers in 1 minute?</p>	 <p>Who can make the most knots in a piece of string?</p>	 <p>Hammering golf tees into a melon</p>	 <p>Wrapping wool around a cardboard circle with slits in the edge</p>	 <p>Creating chains according to the number on the card</p>	 <p>Count the beans/pom poms onto the Numicon pieces using the tweezers.</p>
 <p>Who can put the most match sticks in the salt shaker in 1 minute?</p>	 <p>Punching holes/patterns in paper</p>	 <p>Weaving pipe cleaners around pine cones</p>	 <p>Who can keep their spinning top going the longest? (Time them)</p>	 <p>Who can save the most chicks from the bird seed in ... minute(s)?</p>	 <p>Who can make the best cup pyramid? (In teams)</p>	 <p>Roll the dice and stack that many small cubes using the tweezers.</p>
 <p>Who can make the best house for the three little pigs?</p>	 <p>Finger football!</p>	 <p>Who can fill the container the fastest using the pipettes?</p>	 <p>Following/creating patterns using spot stickers.</p>	 <p>How many sequins can you pick up (one by one) in 1 minute?</p>	 <p>Threading pipe cleaners on a colander.</p>	 <p>Counting out sequins to the numbers using tweezers.</p>
 <p>Save the animals from the swamp using the tweezers!</p>	 <p>Who can put the most elastic bands on the cup in 1 minute?</p>	 <p>Balancing marbles on golf tees using tweezers.</p>	 <p>Roll a dice, put that amount of cheerios onto your spaghetti - the first one to fill it is the winner.</p>	 <p>Save the insects from the spiders web using the tweezers!</p>	 <p>Cutting jelly with scissors.</p>	 <p>Making shapes on the geoboard using elastic/loom bands.</p>




General Sound Discrimination Environmental Sounds

Home Learning Challenge

Go

on a Listening Walk!

You could go around your house or an outside area with an adult and practise listening carefully to all the different sounds you hear. Talk about what you heard. Did you recognise all the sounds? Were they loud or quiet? Were they long or short sounds?



Make a collection of your own noise makers. Think about lots of different things that make a sound and gather them together in a box or bag. Use one of the objects to make a sound for others to guess and identify. You could include things like crisp packets, keys, coins in a pot, a rattle or a squeaky toy.



Play

the game 'I Hear with

My Little Ear'! Take it in turns to imitate the sound of something and guess what makes that sound.

You could imitate the sounds of things found around your house, like a clock or a telephone, or of recognisable animals, like a cat or dog.



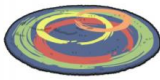







Talk





about sounds you like and sounds you don't like and why. Draw some pictures of things that make sounds that you like – for example, birds singing, the sea or a doorbell.










Rhyming activity - Can you spot the odd ones out and circle them?





jug 	cat 	rug 	slug 
------------------------------------------------------------------------------------------	------------------------------------------------------------------------------------------	------------------------------------------------------------------------------------------	---------------------------------------------------------------------------------------------

cat 	rat 	dog 	mat 
------------------------------------------------------------------------------------------	------------------------------------------------------------------------------------------	------------------------------------------------------------------------------------------	--------------------------------------------------------------------------------------------

ham 	lamb 	jam 	spoon 
--------------------------------------------------------------------------------------------	--------------------------------------------------------------------------------------------	-------------------------------------------------------------------------------------------	-----------------------------------------------------------------------------------------------

slug 	hen 	pen 	ten 10
---------------------------------------------------------------------------------------------	--------------------------------------------------------------------------------------------	--------------------------------------------------------------------------------------------	------------------

man 	van 	pig 	can 
--------------------------------------------------------------------------------------------	--------------------------------------------------------------------------------------------	--------------------------------------------------------------------------------------------	----------------------------------------------------------------------------------------------

pig 	wig 	dig 	tree 
--------------------------------------------------------------------------------------------	--------------------------------------------------------------------------------------------	--------------------------------------------------------------------------------------------	-----------------------------------------------------------------------------------------------



Green Sheep

