








This week in school we will be learning about a range of topics. Please find this list below, with links for worksheets, websites and additional assistance. Please note that some tasks will require hard copies of documents which are attached and can be sent to you separately. Please do not hesitate to contact the school if you have any queries. We would like to thank you for your continued support and assistance during this difficult time.

Don't forget, you can upload any learning you do at home on Tapestry! We check this system regularly and are able to provide support and guidance on there. Please contact the school office if you do not have access to this system.



Area of learning	Activities:
<p>Literacy / Communication & Language</p> 	<ul style="list-style-type: none"> • Read your reading book and any others you have at home. • Continue to practise recognising your name. You could even have a go at copying some of the letters! • Phonics - Play some of the phonics games from the sheet attached. <p>Focus story – The Toys' Party</p> <ul style="list-style-type: none"> - Talk about birthdays. <i>What is a birthday? When is your birthday? How do we celebrate birthdays?</i> - Share any pictures of previous birthdays and talk about them. - Create a free account on www.oxfordowl.co.uk and read the free eBook, 'The Toys Party', together. - If you have any of the ingredients that Kipper used in the story, you could have a go at making the cake! It might not be a good idea to eat it though! What does it smell like? - Find a real cake recipe and make your own cake! Talk about where you might find a recipe.
<p>Mathematics</p> 	<p>Counting</p> <ul style="list-style-type: none"> • Practise counting aloud forwards and backwards up to 10. • Sing some counting songs such as '1, 2, 3, 4, 5 Once I caught a fish alive' and '1, 2, buckle my shoe'. You could access the BBC School Radio website for ideas - https://www.bbc.co.uk/programmes/p065s411 • Share the story 'One Mole Digging a Hole' (https://www.youtube.com/watch?v=eJjwOwohdTY) and count how many animals there are on each page. • Practise counting actions e.g. 3 jumps, 5 claps, 2 stamps...
<p>PSED</p> 	<p>Road Safety Week</p> <ul style="list-style-type: none"> • Talk about what we do when we are near a road, e.g. <i>Can we cross the road alone? Should we play near roads? What do we need to do when we cross a road?</i> • Make a road safety poster.
<p>Physical Development</p> 	<p>Fine motor skills</p> <ul style="list-style-type: none"> • If you have some playdough at home, you could do dough disco to your favourite song. If you can't remember the moves, refresh your memory using this video: https://www.youtube.com/watch?v=i-lfzeG1aC4 • Complete some of the fine motor skills suggested on the chart attached. <p>Gross motor skills</p> <ul style="list-style-type: none"> • Complete some 'Cosmic Kids Yoga' sessions: https://www.youtube.com/user/CosmicKidsYoga
<p>Expressive Arts and Design</p> 	<p>Design a birthday card</p>



























Phase 1 Phonics Games

- Sing action songs together such as ‘Humpty Dumpty’ and ‘Head, Shoulders, Knees and Toes’
- Share some Nursery Rhymes – they are a great way to introduce rhyming! Look on the BBC school radio website for ideas (<https://www.bbc.co.uk/teach/school-radio/nursery-rhymes-a-to-z-index/z4ddgwx>)
- Listen to the sounds on these videos and talk about what you can hear - <https://www.bbc.co.uk/teach/school-radio/eyfs-listening-skills/zbc4y9q>
- Play hide, listen and seek. Choose a person to hide and give them a musical instrument. Ask the hider to play the instrument and encourage the seekers to listen to the sound and locate them.
- Lay some instruments in front of you and play them all to listen to the sounds. Ask your child to close their eyes and hide an instrument behind your back. Bang, shake or rattle the instrument. Can your child guess which instrument is making the noise?
- Play ‘I spy with my little eye...’ and sound out the item you are thinking of. For example, “something that sounds like c-a-t”.
- Go on a walk around your garden. Stop occasionally and invite your child to close their eyes and listen to the sounds. Can they tell you what they can hear? Is it a loud or quiet sound?
- Hide some toy animals in a bag. Ask your child to pick out an animal but tell them not to show you. Instead, ask them to make the animal sound for you to guess the animal.
- Fill socks with items such as rice, pasta or crumpled up paper. Explore the socks and talk with your child about the sounds they make and what they think might be inside.
- My turn, your turn. Can your child copy a body percussion pattern? Stand opposite each other. Can they copy your movements e.g. clap, clap, stomp, clap.



Funky Fingers Challenges!

 <p>Who can screw the most nuts onto the bolts in 3 minutes?</p>	 <p>Who can find the most red/blue/green objects using the tweezers in 1 minute?</p>	 <p>Who can make the most knots in a piece of string?</p>	 <p>Hammering golf tees into a melon</p>	 <p>Wrapping wool around a cardboard circle with slits in the edge</p>	 <p>Creating chains according to the number on the card</p>	 <p>Count the beans/pom poms onto the numicon pieces using the tweezers.</p>
 <p>Who can put the most match sticks in the salt shaker in 1 minute?</p>	 <p>Punching holes/patterns in paper</p>	 <p>Weaving pipe cleaners around pine cones</p>	 <p>Who can keep their spinning top going the longest? (Time them)</p>	 <p>Who can save the most chicks from the bird seed in ... minute(s)?</p>	 <p>Who can make the best cup pyramid? (In teams)</p>	 <p>Roll the dice and stack that many small cubes using the tweezers.</p>
 <p>Who can make the best house for the three little pigs?</p>	 <p>Finger football!</p>	 <p>Who can fill the container the fastest using the pipettes?</p>	 <p>Following/creating patterns using spot stickers.</p>	 <p>How many sequins can you pick up (one by one) in 1 minute?</p>	 <p>Threading pipe cleaners on a colander.</p>	 <p>Counting out sequins to the numbers using tweezers.</p>
 <p>Save the animals from the swamp using the tweezers!</p>	 <p>Who can put the most elastic bands on the cup in 1 minute?</p>	 <p>Balancing marbles on golf tees using tweezers.</p>	 <p>Roll a dice, put that amount of cheerios onto your spaghetti - the first one to fill it is the winner.</p>	 <p>Save the insects from the spiders web using the tweezers!</p>	 <p>Cutting jelly with scissors</p>	 <p>Making shapes on the geo board using elastic/loom bands.</p>