










This week in school we will be learning about a range of topics. Please find this list below, with links for worksheets, websites and additional assistance. Please do not hesitate to contact the school if you have any queries. We would like to thank you for your continued support and assistance during this difficult time.











Don't forget, you can upload any learning you do at home on Tapestry! We check this system regularly and are able to provide support and guidance on there. Please contact the school office if you do not have access to this system.



Area of learning	Activities:
<p>Literacy / Communication &amp; Language</p> 	<ul style="list-style-type: none"> <li>Read your reading book and any others you have at home. Focus on talking about the illustrations.</li> <li>Continue to practise recognising your name. You could even have a go at copying some of the letters!</li> </ul> <p><b>Phonics – Focus on environmental sounds</b></p> <ul style="list-style-type: none"> <li>Complete some of the Environmental Sounds home learning challenges from the sheet attached.</li> </ul> <p><b>Focus story – <i>Handa's Hen</i> by Eileen Browne</b></p>  <ul style="list-style-type: none"> <li>Read the story, Handa's Hen – if you do not have a copy, search for it on YouTube as there are various videos of people telling the story alongside the illustrations.</li> <li>Have a go at acting out the key events from the story using actions and props.</li> </ul>
<p>Mathematics</p> 	<ul style="list-style-type: none"> <li>Practise counting aloud forwards and backwards up to 10.</li> <li>Sing some counting songs such as 'Five Little Speckled Frogs' and 'Five Little Men in a Flying Saucer'. You could access the BBC School Radio website for ideas - <a href="https://www.bbc.co.uk/programmes/p065s411">https://www.bbc.co.uk/programmes/p065s411</a></li> </ul> <p><b>Focusing on colour – Yellow</b></p> <ul style="list-style-type: none"> <li>Sing 'The Rainbow Song' to recap on the colours we focused on last week - <a href="https://www.bbc.co.uk/teach/school-radio/nursery-rhymes-i-can-sing-a-rainbow/zn3tqp3">https://www.bbc.co.uk/teach/school-radio/nursery-rhymes-i-can-sing-a-rainbow/zn3tqp3</a></li> <li>Listen to the story 'Wobble Bear says Yellow' - <a href="https://www.youtube.com/watch?v=GgewLtRbeLM">https://www.youtube.com/watch?v=GgewLtRbeLM</a> Talk about the colours of the different items. Is Wobble right? Talk about how Wobble said everything was yellow, even when it wasn't!</li> <li>Look around your house, and outside, for yellow items!</li> <li>If you have some paint at home, you could explore painting with yellow. You could even have a go at mixing different colours and see what colours you can make!</li> </ul>
<p>PSED</p> 	<p>This week we are going to continue our work on 'feelings'. What does it mean to be 'happy'? How do you know if someone is happy? What makes you feel 'happy'? Share the story, 'Hippo is Happy' (<a href="https://www.youtube.com/watch?v=VT7JkCzhQmk">https://www.youtube.com/watch?v=VT7JkCzhQmk</a>) and talk about what made Hippo feel happy.</p>
<p>Physical Development</p> 	<p><b>Fine motor skills</b></p> <ul style="list-style-type: none"> <li>If you have some playdough at home, you could do dough disco to your favourite song. If you can't remember the moves, refresh your memory using this video: <a href="https://www.youtube.com/watch?v=i-lfzeG1aC4">https://www.youtube.com/watch?v=i-lfzeG1aC4</a></li> <li>Complete some of the fine motor skills suggested on the chart attached.</li> </ul> <p><b>Gross motor skills</b></p> <p>We are going to be continuing to explore different ways of moving in PE. Can you practise this at home? Try skipping, hopping, jogging, running, jumping, shuffling, walking backwards, and any other ways you can think of! You could also have a go at moving like different animals. Think about how animals such as frogs, elephants and kangaroos move! We will also be working on basic skills such as throwing and catching a large ball.</p>
<p>Understanding the World</p> 	<p><b>R.E</b></p> <p>Harvest - Do some research about your favourite fruit or vegetable. <i>Where does it come from? How does it grow?</i></p>
<p>Expressive Arts and Design</p> 	<p><i>Make a picture or model of Handa's pet hen.</i></p>



## Funky Fingers Challenges!

 <p>Who can screw the most nuts onto the bolts in 3 minutes?</p>	 <p>Who can find the most red/blue/green objects using the tweezers in 1 minute?</p>	 <p>Who can make the most knots in a piece of string?</p>	 <p>Hammering golf tees into a melon</p>	 <p>Wrapping wool around a cardboard circle with slits in the edge</p>	 <p>Creating chains according to the number on the card</p>	 <p>Count the beans/pom poms onto the numicon pieces using the tweezers.</p>
 <p>Who can put the most match sticks in the salt shaker in 1 minute?</p>	 <p>Punching holes/patterns in paper</p>	 <p>Weaving pipe cleaners around pine cones</p>	 <p>Who can keep their spinning top going the longest? (Time them)</p>	 <p>Who can save the most chicks from the bird seed in ... minute(s)?</p>	 <p>Who can make the best cup pyramid? (In teams)</p>	 <p>Roll the dice and stack that many small cubes using the tweezers.</p>
 <p>Who can make the best house for the three little pigs?</p>	 <p>Finger football!</p>	 <p>Who can fill the container the fastest using the pipettes?</p>	 <p>Following/creating patterns using spot stickers.</p>	 <p>How many sequins can you pick up (one by one) in 1 minute?</p>	 <p>Threading pipe cleaners on a colander.</p>	 <p>Counting out sequins to the numbers using tweezers.</p>
 <p>Save the animals from the swamp using the tweezers!</p>	 <p>Who can put the most elastic bands on the cup in 1 minute?</p>	 <p>Balancing marbles on golf tees using tweezers.</p>	 <p>Roll a dice, put that amount of cheerios onto your spaghetti - the first one to fill it is the winner.</p>	 <p>Save the insects from the spiders web using the tweezers!</p>	 <p>Scissor Skills with jelly Cutting jelly with scissors</p>	 <p>Making shapes on the geo board using elastic/loom bands.</p>



## General Sound Discrimination Environmental Sounds

# Home Learning Challenge

Go

on a Listening Walk!

You could go around your house or an outside area with an adult and practise listening carefully to all the different sounds you hear. Talk about what you heard. Did you recognise all the sounds? Were they loud or quiet? Were they long or short sounds?



Make a collection of your own noise makers. Think about lots of different things that make a sound and gather them together in a box or bag. Use one of the objects to make a sound for others to guess and identify. You could include things like crisp packets, keys, coins in a pot, a rattle or a squeaky toy.



Play

the game 'I Hear with

My Little Ear'! Take it in turns to imitate the sound of something and guess what makes that sound.

You could imitate the sounds of things found around your house, like a clock or a telephone, or of recognisable animals, like a cat or dog.



Talk

about sounds you like and sounds you don't like and why. Draw some pictures of things that make sounds that you like – for example, birds singing, the sea or a doorbell.