







This week in school we will be learning about a range of topics. Please find this list below, with links for worksheets, websites and additional assistance. Please note that some tasks will require hard copies of documents which are attached and can be sent to you separately. Please do not hesitate to contact the school if you have any queries. We would like to thank you for your continued support and assistance during this difficult time.

Don't forget, you can upload any learning you do at home on Tapestry! We check this system regularly and are able to provide support and guidance on there. Please contact the school office if you do not have access to this system.



Area of learning	Activities:
<p>Literacy / Communication & Language</p> 	<ul style="list-style-type: none"> Read your reading book and any others you have at home. Continue to practise writing your name. If you are good at writing your first name, you could start practising writing your last name! <p>Phonics – Introducing letter sounds ‘c’ and ‘k’</p> <p>Continue to practise recognising all of the sounds that we have learnt so far, using the sound cards in your book bag.</p> <p>Introducing ‘c’ and ‘k’:</p> <ul style="list-style-type: none"> Introduce the ‘c/k’ sound by showing the card attached. Explain that both letters make the same sound. Play either ‘Buried Treasure’ or ‘Picnic on Pluto’ on https://www.phonicsplay.co.uk/ Select ‘Phase 2’ then ‘+c/k’ Have a go at writing ‘c’. The formation rhyme is: “Curl around the caterpillar” Have a go at writing ‘k’. The formation rhyme is: “Down the kangaroo’s body, back up, over his tail and leg” Watch Geraldine giraffe: https://www.youtube.com/watch?v=mjyk4ULW7lk (c) and https://www.youtube.com/watch?v=VE9ZYKGFx68 (k) Listen to your grown-up say a word and see if you can segment and blend the sounds: <i>cat, kit, cog, cat, can, kip</i>. You could even write the words! Watch the Alphablocks episode on BBC iplayer: https://www.bbc.co.uk/iplayer/episode/b01d07xw/alphablocks-series-2-6-cat Pause it before the alphablocks read the words and see if you can read them by segmenting the sounds and then blending them together! <p>World Nursery Rhyme Week 2020</p> <p>Monday – The Wheels on the Bus</p> <ul style="list-style-type: none"> Listen to the song: https://www.bbc.co.uk/teach/school-radio/nursery-rhymes-wheels-on-the-bus/zdq8gwx Talk about what a bus is, why you might get on one and what you might need to get on one e.g. a ticket. Talk about any previous experiences of getting on a bus. Pretend you are on a bus and sing the song. Draw a picture of a bus. Try to include all of the things in the song such as the wipers, driver, seats, etc. Add labels using your phonic knowledge. <p>Tuesday – Five Little Speckled Frogs</p> <ul style="list-style-type: none"> Listen to the song: https://www.bbc.co.uk/teach/school-radio/nursery-rhymes-five-little-speckled-frogs/zijbnrd Sing the song together. Use your fingers to represent the frogs. Talk about the words that rhyme e.g. frog/log, cool/pool. Have a go at making a frog mask using the template attached. <p>Wednesday – Hickory Dickory Dock</p> <ul style="list-style-type: none"> Listen to the song: https://www.bbc.co.uk/teach/school-radio/nursery-rhymes-hickory-dickory-dock/znpj47h Talk about what a clock is. Do you have any clocks in your house? If not, you could have a look at some pictures on the internet with a grown up. Talk about the differences between different clocks. Sing the song together. Make up different versions using different animals and objects e.g. <i>The dog ran up the hill...</i> <p>Thursday – Old Macdonald had a Farm</p> <ul style="list-style-type: none"> Listen to the song: https://www.bbc.co.uk/teach/school-radio/nursery-rhymes-old-macdonald-had-a-farm/zh4yt39 Talk about which animals live on a farm. Have you ever been to a farm? Recap on your experience of visiting one. Sing the song together. Make up your own version using different animals. You could even change the word farm to ‘zoo’ or ‘pet shop’. Think about what sounds the animals make and what actions you could do. Draw a picture of a farm. Add labels using your phonic knowledge. <p>Friday – Miss Polly had a Dolly</p> <ul style="list-style-type: none"> Listen to the song: https://www.youtube.com/watch?v=zJlfpBDBa_Q&feature=youtu.be Talk about what a doctor is. How do they help us when we feel poorly? Have you ever been to a doctor? Sing the song together. If you have a doll at home, you could use it as a prop! Make a ‘get well soon’ card for Miss Polly’s dolly.
<p>Mathematics</p> 	<ul style="list-style-type: none"> Practise counting to 10 and recognising numbers to 10 in the environment. <p>Positional language</p> <ul style="list-style-type: none"> Watch the ‘Where’s the monkey?’ song on YouTube (https://www.youtube.com/watch?v=idJYhGyWTU) and talk about where the monkey is at different points. Focus on key language e.g. <i>under, above, next to, between</i>. Using a toy, hide it somewhere in the house and invite your child to find it. Encourage them to describe where it was e.g. <i>under</i> the chair, <i>between</i> the door and the drawers. Using a beanbag or cushion, play ‘Simon Says’ using positional language e.g. ‘Put the cushion <i>behind</i> your back’ Have a go at the ‘Cha Cha Slide’ song on YouTube, joining in by listening to the actions. Before doing this, recap on left and right.
<p>PSED</p> 	<p>Anti-Bullying Week</p> <ul style="list-style-type: none"> Talk about why it is important to be a good friend. Think of all of the things you need to remember to be a good friend, e.g. kind, caring, polite, helpful... Write the words on individual pieces of paper then put them into a bowl to create a ‘good friend soup’.
<p>Physical Development</p> 	<p>Fine motor skills</p> <ul style="list-style-type: none"> If you have some playdough at home, you could do dough disco to your favourite song. If you can’t remember the moves, refresh your memory using this video: https://www.youtube.com/watch?v=i-lfzeG1aC4 Complete some of the fine motor skills suggested on the chart attached. <p>Gross motor skills</p> <ul style="list-style-type: none"> Complete some ‘Cosmic Kids Yoga’ sessions: https://www.youtube.com/user/CosmicKidsYoga
<p>Understanding the World</p>	<p>Autumn</p> <ul style="list-style-type: none"> Look out the window and talk about what you can see. What is the weather like? How is it different to the Summer? What has changed?
<p>Expressive Arts and Design</p>	<ul style="list-style-type: none"> Complete some of the creative activities for ‘World Nursery Rhyme Week’ outlined above.



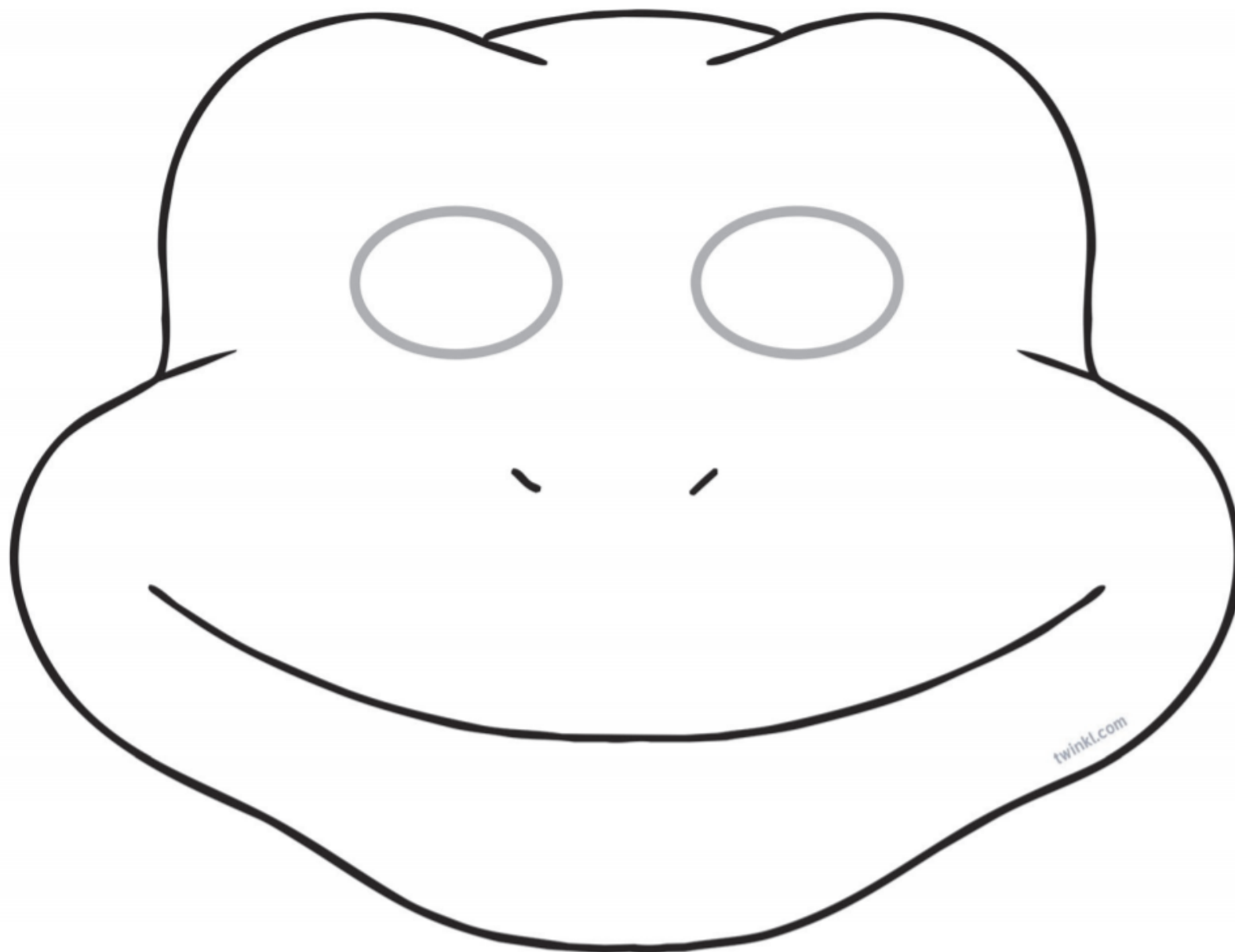
C








k







Funky Fingers Challenges!

 <p>Who can screw the most nuts onto the bolts in 3 minutes?</p>	 <p>Who can find the most red/blue/green objects using the tweezers in 1 minute?</p>	 <p>Who can make the most knots in a piece of string?</p>	 <p>Hammering golf tees into a melon.</p>	 <p>Wrapping wool around a cardboard circle with slits in the edge.</p>	 <p>Creating chains according to the number on the card.</p>	 <p>Count the beans/pom poms onto the number pieces using the tweezers.</p>
 <p>Who can put the most match sticks in the salt shaker in 1 minute?</p>	 <p>Punching holes/patterns in paper.</p>	 <p>Weaving Weaving pipe cleaners around pine cones.</p>	 <p>Who can keep their spinning top going the longest? (Time them)</p>	 <p>Who can save the most chicks from the bird seed in ... minute(s)?</p>	 <p>Who can make the best cup pyramid? (In teams)</p>	 <p>Roll the dice and stack that many small cubes using the tweezers.</p>
 <p>Who can make the best house for the three little pigs?</p>	 <p>Finger football!</p>	 <p>Who can fill the container the fastest using the pipettes?</p>	 <p>Following/creating patterns using spot stickers.</p>	 <p>How many sequins can you pick up (one by one) in 1 minute?</p>	 <p>Threading pipe cleaners on a colander.</p>	 <p>Counting out sequins to the numbers using tweezers.</p>
 <p>Save the animals from the swamp using the tweezers!</p>	 <p>Who can put the most elastic bands on the cup in 1 minute?</p>	 <p>Balancing marbles on golf tees using tweezers.</p>	 <p>Roll a dice, put that amount of cheerios onto your spaghetti - the first one to fill it is the winner.</p>	 <p>Save the insects from the spiders web using the tweezers!</p>	 <p>Cutting jelly with scissors.</p>	 <p>Making shapes on the geo-board using elastic/loom bands.</p>