









This week in school we will be learning about a range of topics. Please find this list below, with links for worksheets, websites and additional assistance. Please do not hesitate to contact the school if you have any queries. We would like to thank you for your continued support and assistance during this difficult time. Don't forget, you can upload any learning you do at home on Tapestry! We check this system regularly and are able to provide support and guidance on there. Please contact the school office if you do not have access to this system.



| Area of learning | Activities: |
|---|--|
| <p>Literacy / Communication & Language</p>  | <ul style="list-style-type: none"> Read your reading book and any others you have at home. Continue to practise writing your name. If you are good at writing your first name, you could start practising writing your last name! <p>Phonics – Introducing letter sounds ‘i’ and ‘n’</p> <p>Introducing ‘i’:</p> <ul style="list-style-type: none"> Introduce ‘i’ by showing the letter sound using the card attached Go on a ‘i’ hunt around the house – can you find anything that starts with ‘i’? Make some ‘silly soup’ by putting some objects that start with ‘i’ in a bowl and singing the song. Have a go at writing ‘i’. The formation rhyme is: “Down the insect’s body, dot for his head” Watch the Alphablocks episode on BBC iplayer: https://www.bbc.co.uk/iplayer/episode/p0872zyz/alphablocks-magic-words-9-meet-alphablock-i Watch Geraldine giraffe: https://www.youtube.com/watch?v=0gi8OBh11U <p>Introducing ‘n’:</p> <ul style="list-style-type: none"> Introduce ‘n’ by showing the letter sound using the card attached Go on a hunt around the house – can you find anything that starts with ‘n’? Using the objects from your ‘i’ and ‘n’ hunt, sort them into two different piles according to which sound they start with. Have a go at writing ‘n’. The formation rhyme is: “Down Nobby, back up and over his net” Watch the Alphablocks episode on BBC iPlayer: https://www.bbc.co.uk/iplayer/episode/p08730mb/alphablocks-magic-words-14-meet-alphablock-n Watch Geraldine giraffe: https://www.youtube.com/watch?v=IQsCAyq-axU <p>Play some Phase 2 phonics games on https://new.phonicsplay.co.uk/ using these log-in details: Username: march20 Password: home</p> <p>Focus story – Hairy Maclary Rumpus at the Vet by Lynley Dodd:</p> <ul style="list-style-type: none"> Talk about the role of a vet. Talk about what you would like to be when you grow up. Draw a picture and label it using your phonic knowledge. Watch the story, ‘The Zoo Vet’, https://www.youtube.com/watch?v=7QNUoCvX9a8 Talk about what a ‘Zoo Vet’ is and the animals that they help.  |
| <p>Mathematics</p>  | <ul style="list-style-type: none"> Practise counting aloud forwards and backwards up to 10. Practise recognising numbers to 10 – see if you can spot them in the environment! <p>One more</p> <ul style="list-style-type: none"> Using a shopping bag and 10 items, play the game ‘When Grandma went to market...’ Add an item to the bag, one at a time, and talk about how many there are inside <i>altogether</i> after you have added each one. Reinforce the key concept each time, e.g. “There were 3, now there is one more. One more than 3 is 4.” Watch Numberblocks S2 Ep6, ‘Just Add One’ - https://www.bbc.co.uk/iplayer/episode/b08q39b4/numberblocks-series-2-just-add-one Talk about what happens each time one block is added (the number gets bigger). In every day situations, talk about adding ‘one more’ e.g. “I have 3 tomatoes, if I add one more how many will there be?” Complete the ‘Add One More’ sheet attached |
| <p>PSED</p>  | <p>Consolidate your understanding of ‘feelings’ in every day conversations. This could be when watching TV programmes or reading books, talk about how the characters are feeling and how you know this. Also talk about how you feel each day.</p> |
| <p>Physical Development</p>  | <p>Fine motor skills</p> <ul style="list-style-type: none"> If you have some playdough at home, you could do dough disco to your favourite song. If you can’t remember the moves, refresh your memory using this video: https://www.youtube.com/watch?v=i-lfzeG1aC4 Complete some of the fine motor skills suggested on the chart attached. <p>Gross motor skills</p> <p>Continue to practise different ways of moving including: skipping, hopping, jogging, running, jumping, shuffling, walking backwards, and any other ways you can think of!</p> |
| <p>Understanding the World & Expressive Arts and Design</p>  | <p>Make up your own pet and have a go at drawing it. Model some examples e.g. the head of a dog, body of a snake, hair of a lion, teeth of a crocodile, etc. Be as creative as you like!</p> |



i





n





Can you add one more then record the total?

1 more than 3 is _____

| | | | | |
|---|---|---|--|--|
| ● | ● | ● | | |
|---|---|---|--|--|

1 more than 2 is _____

| | | | | |
|---|---|--|--|--|
| ● | ● | | | |
|---|---|--|--|--|

1 more than 4 is _____















| | | | | |
|---|---|---|---|--|
| ● | ● | ● | ● | |
|---|---|---|---|--|

1 more than 1 is _____

| | | | | |
|---|--|--|--|--|
| ● | | | | |
|---|--|--|--|--|



Funky Fingers Challenges!

| | | | | | | |
|--|---|--|---|--|---|---|
|  <p>Who can screw the most nuts onto the bolts in 3 minutes?</p> |  <p>Who can find the most red/blue/green objects using the tweezers in 1 minute?</p> |  <p>Who can make the most knots in a piece of string?</p> |  <p>Hammering golf tees into a melon.</p> |  <p>Wrapping wool around a cardboard circle with slits in the edge.</p> |  <p>Creating chains according to the number on the card.</p> |  <p>Count the beans/pom poms onto the numicon pieces using the tweezers.</p> |
|  <p>Who can put the most match sticks in the salt shaker in 1 minute?</p> |  <p>Punching holes/patterns in paper.</p> |  <p>Weaving pipe cleaners around pine cones.</p> |  <p>Who can keep their spinning top going the longest? (Time them)</p> |  <p>Who can save the most chicks from the bird seed in ... minute(s)?</p> |  <p>Who can make the best cup pyramid? (In teams)</p> |  <p>Roll the dice and stack that many small cubes using the tweezers.</p> |
|  <p>Who can make the best house for the three little pigs?</p> |  <p>Finger football!</p> |  <p>Who can fill the container the fastest using the pipettes?</p> |  <p>Following/creating patterns using spot stickers.</p> |  <p>How many sequins can you pick up (one by one) in 1 minute?</p> |  <p>Threading pipe cleaners on a colander.</p> |  <p>Counting out sequins to the numbers using tweezers.</p> |
|  <p>Save the animals from the swamp using the tweezers!</p> |  <p>Who can put the most elastic bands on the cup in 1 minute?</p> |  <p>Balancing marbles on golf tees using tweezers.</p> |  <p>Roll a dice, put that amount of cheerios onto your spaghetti - the first one to fill it is the winner.</p> |  <p>Save the insects from the spiders web using the tweezers!</p> |  <p>Cutting jelly with scissors.</p> |  <p>Making shapes on the geo board using elastic/loom bands.</p> |