







This week in school we will be learning about a range of topics. Please find this list below, with links for worksheets, websites and additional assistance. Please note that some tasks will require hard copies of documents which are attached and can be sent to you separately. Please do not hesitate to contact the school if you have any queries. We would like to thank you for your continued support and assistance during this difficult time.


Don't forget, you can upload any learning you do at home on Tapestry! We check this system regularly and are able to provide support and guidance on there. Please contact the school office if you do not have access to this system.



Area of learning	Activities:
<p>Literacy / Communication &amp; Language</p> 	<ul style="list-style-type: none"> <li>Read your reading book and any others you have at home.</li> <li>Continue to practise writing your name. If you are good at writing your first name, you could start practising writing your last name!</li> </ul> <p><b>Phonics – Introducing letter sounds ‘ck’ and ‘e’</b></p> <p>Continue to practise recognising all of the sounds that we have learnt so far, using the sound cards in your book bag.</p> <p><b>Introducing ‘ck’ and ‘e’:</b></p> <ul style="list-style-type: none"> <li>Introduce the ‘ck’ and ‘e’ sounds by showing the card attached. Talk about how ‘ck’ is two letters that sit together and make one sound.</li> <li>Play either ‘Buried Treasure’ or ‘Picnic on Pluto’ on <a href="https://www.phonicsplay.co.uk/">https://www.phonicsplay.co.uk/</a></li> <li>Have a go at writing ‘e’. The formation rhyme is: “Lift off the top, scoop out the egg”</li> <li>Watch Geraldine giraffe: <a href="https://www.youtube.com/watch?v=EU1MPzpuvvo">https://www.youtube.com/watch?v=EU1MPzpuvvo</a> (ck) and <a href="https://www.youtube.com/watch?v=rWyKmM-PqJY">https://www.youtube.com/watch?v=rWyKmM-PqJY</a> (e)</li> <li>Listen to your grown-up say a word and see if you can segment and blend the sounds: <i>peg, get, ten, peck, sack, sock, tick</i>. You could even write the words!</li> <li>Watch the Alphablocks episode on BBC iplayer: <a href="https://www.bbc.co.uk/iplayer/episode/b01db7yh/alphablocks-series-2-7-pen">https://www.bbc.co.uk/iplayer/episode/b01db7yh/alphablocks-series-2-7-pen</a> Pause it before the alphablocks read the words and see if you can read them by segmenting the sounds and then blending them together!</li> </ul> <p><b>Focus story – The Toys’ Party</b></p> <ul style="list-style-type: none"> <li>Talk about birthdays. <i>What is a birthday? When is your birthday? How do we celebrate birthdays?</i></li> <li>Share any pictures of previous birthdays and talk about them.</li> <li>Create a free account on <a href="http://www.oxfordowl.co.uk">www.oxfordowl.co.uk</a> and read the free eBook, ‘The Toys Party’, together.</li> <li>If you have any of the ingredients that Kipper used in the story, you could have a go at making the cake! It might not be a good idea to eat it though! What does it smell like?</li> <li>Find a real cake recipe and make your own cake! Talk about where you might find a recipe.</li> <li>Write a recipe for either Kipper’s cake or your own.</li> </ul>
<p>Mathematics</p> 	<ul style="list-style-type: none"> <li>Practise counting to 10 and recognising numbers to 10 in the environment.</li> </ul> <p><b>Introduction to ‘time’</b></p> <ul style="list-style-type: none"> <li>Share ‘Here we go around the mulberry bush’ on YouTube - <a href="https://www.youtube.com/watch?v=LjIwUnVXQ4U">https://www.youtube.com/watch?v=LjIwUnVXQ4U</a></li> <li>Talk about your morning routine. <i>What do you do every morning before you come to school? What order do you do things in?</i> Have a go at drawing your routine!</li> <li>Complete some ‘1 minute challenges’ e.g. How many cheerios can you put on a spaghetti stick in one minute? How many marbles can you put in a cup in one minute?</li> <li>Create an obstacle course and time how long it takes you to complete. Can you beat your time?</li> </ul>
<p>PSED</p> 	<p><b>Road Safety Week</b></p> <ul style="list-style-type: none"> <li>Talk about what we do when we are near a road, e.g. <i>Can we cross the road alone? Should we play near roads? What do we need to do when we cross a road?</i></li> <li>Make a road safety poster.</li> </ul>
<p>Physical Development</p> 	<p><b>Fine motor skills</b></p> <ul style="list-style-type: none"> <li>If you have some playdough at home, you could do dough disco to your favourite song. If you can't remember the moves, refresh your memory using this video: <a href="https://www.youtube.com/watch?v=i-lfzeG1aC4">https://www.youtube.com/watch?v=i-lfzeG1aC4</a></li> <li>Complete some of the fine motor skills suggested on the chart attached.</li> </ul> <p><b>Gross motor skills</b></p> <ul style="list-style-type: none"> <li>Complete some ‘Cosmic Kids Yoga’ sessions: <a href="https://www.youtube.com/user/CosmicKidsYoga">https://www.youtube.com/user/CosmicKidsYoga</a></li> </ul>
<p>Expressive Arts and Design</p>	<ul style="list-style-type: none"> <li>Design a birthday card</li> </ul>




ck

























e





## Funky Fingers Challenges!

 <p>Who can screw the most nuts onto the bolts in 3 minutes?</p>	 <p>Who can find the most red/blue/green objects using the tweezers in 1 minute?</p>	 <p>Who can make the most knots in a piece of string?</p>	 <p>Hammering golf tees into a melon.</p>	 <p>Wrapping wool around a cardboard circle with slits in the edge.</p>	 <p>Creating chains according to the number on the card.</p>	 <p>Count the beans/pom poms onto the number on pieces using the tweezers.</p>
 <p>Who can put the most match sticks in the salt shaker in 1 minute?</p>	 <p>Punching holes/patterns in paper.</p>	 <p>Weaving pipe cleaners around pine cones.</p>	 <p>Who can keep their spinning top going the longest? (Time them)</p>	 <p>Who can save the most chicks from the bird seed in ... minute(s)?</p>	 <p>Who can make the best cup pyramid? (In teams)</p>	 <p>Roll the dice and stack that many small cubes using the tweezers.</p>
 <p>Who can make the best house for the three little pigs?</p>	 <p>Finger football!</p>	 <p>Who can fill the container the fastest using the pipettes?</p>	 <p>Following/creating patterns using spot stickers.</p>	 <p>How many sequins can you pick up (one by one) in 1 minute?</p>	 <p>Threading pipe cleaners on a colander.</p>	 <p>Counting out sequins to the numbers using tweezers.</p>
 <p>Save the animals from the swamp using the tweezers!</p>	 <p>Who can put the most elastic bands on the cup in 1 minute?</p>	 <p>Balancing marbles on golf tees using tweezers.</p>	 <p>Roll a dice, put that amount of cheerios onto your spaghetti - the first one to fill it is the winner.</p>	 <p>Save the insects from the spiders web using the tweezers!</p>	 <p>Cutting jelly with scissors.</p>	 <p>Making shapes on the geo board using elastic/loom bands.</p>