













|                      |   |                                    |
|----------------------|---|------------------------------------|
| <b>Year Group: 2</b> |  | <b>Date: W/c 19th October 2020</b> |
|----------------------|---|------------------------------------|

This week in school we will be learning about a range of topics. Please find this list below, with links for worksheets and additional assistance. Please do not hesitate to contact the school if you have any queries. We would like to thank you for your continued support and assistance during this difficult time.

| Subject  | Activities:   |
|--|---|
| <p><b>English</b></p>       | <ul style="list-style-type: none"> <li>• Our class novel is <i>The Giraffe, The Pelly and Me</i> by Roald Dahl.</li> <li>• Practise this week's spellings and make a spelling game!</li> <li>• Write a spooky story! Then use a red pen to edit and correct this. <i>Have you included all of you full stops and capital letters? Could you add an adjective to make it better? Have you spelt a word wrong?</i> Ask some of your family to read it. Can they give you a star and a wish? Then write a <b>final draft</b> of your story. This version will include all of your corrections. Please try your best and make it absolutely fabulous!</li> <li>• Read your reading book or any other book you may have.</li> <li>• Complete a comprehension. These can be found via Twinkl <a href="https://www.twinkl.co.uk">https://www.twinkl.co.uk</a></li> <li>• Phonics: pupils will re-cap the phase 3 phonemes <b>air</b>, <b>ure</b> and <b>er</b>. Free activities can be found on the Phonics Play website: <a href="https://www.phonicsplay.co.uk/parents">https://www.phonicsplay.co.uk/parents</a> and via Twinkl.</li> <li>• Handwriting: practise ladder letters e.g. <b>l i t y u j</b>. Worksheets can be found via Twinkl <a href="https://www.twinkl.co.uk">https://www.twinkl.co.uk</a></li> </ul> |
| <p><b>Mathematics</b></p>  | <ul style="list-style-type: none"> <li>• Complete some Addition and Subtraction activities on <i>Mathletics</i></li> <li>• Practise the 2x table</li> <li>• Practise number formation: 0-9</li> <li>• Practise number bonds to 10 and 100 and the related facts e.g. <math>6 + 4 = 10</math>, <math>4 + 6 = 10</math>, <math>10 - 4 = 6</math>, <math>10 - 6 = 4</math></li> <li>• Add and subtract 1 more and 1 less</li> <li>• Calculate 10 more and 10 less</li> <li>• Add and subtract multiples of 10</li> </ul> <p>Support, tasks and activities for these topics can be found via the White Rose website <a href="https://whiterosemaths.com/">https://whiterosemaths.com/</a> or by downloading the pdf <a href="https://wrm-13b48.kxcdn.com/wp-content/uploads/2020/08/Year-2-Full-Autumn-Term-.pdf">https://wrm-13b48.kxcdn.com/wp-content/uploads/2020/08/Year-2-Full-Autumn-Term-.pdf</a></p>   |
| <p><b>PE</b></p>          | <p>We will be learning about outdoor and adventurous tasks in our PE lessons. These tasks are all about teamwork and following directions.</p> <p>Can you design and play your own teamwork game?</p>   |
| <p><b>Science</b></p>     | <div style="display: flex; align-items: center; justify-content: center;">  <span style="margin: 0 10px;">→</span>  <span style="margin: 0 10px;">→</span>  <span style="margin: 0 10px;">→</span>  </div> <p style="text-align: center;">Grass → Grasshopper → Mouse → Owl</p> <p>This week we are going to learn about food chains. Design and label your own food chain.</p> <p>Information can be found via this link: <a href="https://www.bbc.co.uk/bitesize/articles/z3c2xnb">https://www.bbc.co.uk/bitesize/articles/z3c2xnb</a> and resources can be found on the Twinkl website.</p>  |
| <p><b>RE</b></p>          | <p>This week's question is: <b>How is the Bible treated and used in church?</b></p> <p>Write a list of questions that you would like to ask the Vicar of Saint Barnabas about how the Bible is used in the church.</p>  |