









Year Group: 2



Date: W/c 28th September 2020

This week in school we will be learning about a range of topics. Please find this list below, with links for worksheets and additional assistance. Please do not hesitate to contact the school if you have any queries. We would like to thank you for your continued support and assistance during this difficult time.

Subject	Activities:
<p><b>English</b></p> 	<ul style="list-style-type: none"> <li>• Our class novel is <i>The Giraffe, The Pelly and Me</i> by Roald Dahl.</li> <li>• Practise this week's spellings.</li> <li>• Please write a diary entry (as Billy if you have the novel) or just as yourself and what you have been doing if you do not.</li> <li>• Describe The Duke or write a description of anything if you do not have the novel.</li> <li>• Write questions you want to ask The Duke (someone who wants to hire the Ladderless Window Cleaning Company).</li> <li>• Read your reading book or any other book you may have.</li> <li>• Phonics: pupils will re-cap the phase 3 phonemes ai, ow, oi and er. Free activities can be found on the Phonics Play website: <a href="https://www.phonicsplay.co.uk/parents">https://www.phonicsplay.co.uk/parents</a> and via Twinkl.</li> <li>• Handwriting: practise robot letters e.g. r b n h m k p. Worksheets can be found via Twinkl <a href="https://www.twinkl.co.uk">https://www.twinkl.co.uk</a></li> </ul>
<p><b>Mathematics</b></p> 	<ul style="list-style-type: none"> <li>• Complete some Number and Place Value activities on <i>Mathletics</i>.</li> <li>• Learn the 2x table.</li> <li>• Practise number formation: 0-9</li> <li>• Count in 2's, 5's and 10's (forwards and backwards from any number)</li> <li>• Count in 3's (forwards and backwards from any number)</li> <li>• Order and compare numbers to 100</li> </ul> <p>Support, tasks and activities for these topics can be found via the White Rose website <a href="https://whiterosemaths.com/">https://whiterosemaths.com/</a> or by downloading the pdf <a href="https://wrm-13b48.kxcdn.com/wp-content/uploads/2020/08/Year-2-Full-Autumn-Term-.pdf">https://wrm-13b48.kxcdn.com/wp-content/uploads/2020/08/Year-2-Full-Autumn-Term-.pdf</a></p>
<p><b>PE</b></p> 	<p>We will be learning about outdoor and adventurous tasks in our PE lessons. Can you design your own outdoor PE game?</p>
<p><b>Science</b></p> 	<p>Last week we started our new topic: Habitats. Part of this topic is to understand the terms: <b>alive, dead and never alive</b>. This video is a great place to start: <a href="https://www.bbc.co.uk/bitesize/articles/zs73r82">https://www.bbc.co.uk/bitesize/articles/zs73r82</a></p> <p>Please find pictures of objects and living things e.g. leaf, dog, pen, person etc... and classify these as alive, dead or never alive. (Pictures can be found on the Twinkl website.)</p>
<p><b>History</b></p> 	<p>We already know who Guy Fawkes is and why he is important, so now we need to know what life was like when he was alive. Create a poster about life in 1606. Remember to include facts and pictures. Think about clothes, food and houses.</p> <p>Information can be found via the Twinkl website: <a href="https://www.twinkl.co.uk">https://www.twinkl.co.uk</a></p>
<p><b>RE</b></p> 	<p>This week's question is: <b>What can we learn about God from a Bible?</b></p> <p>You can watch videos here:</p> <p><a href="https://www.kididdles.com/lyrics/f003.html">https://www.kididdles.com/lyrics/f003.html</a>  <a href="https://www.youtube.com/watch?v=sWo38iXiUjo">https://www.youtube.com/watch?v=sWo38iXiUjo</a></p> <p>Fold your paper in half. On one half of your page, write and draw images, thoughts and ideas that show Christians see God as a father/carer who <b>loves</b> and <b>cares</b> for them.</p>