








Year Group: 5/6 – WEEK 12

Date: W/C 30.11.20

This week in school we will be learning about a range of topics. Please find this list below, with links for worksheets and additional assistance. Please do not hesitate to contact the school if you have any queries. We would like to thank you for your continued support and assistance during this difficult time.

Subject	Activities:
<p>English</p> 	<p>SPAG.COM Complete the set tests on SPAG.COM based on core skills sessions that we have completed in class. Login details can be found in the front of your homework book.</p> <p>Descriptive writing – access the literacysshed.com and choose one of the new animations to watch. This could be based on the Christmas period. You will then be provided with a number of different activities that you can complete, such as re-writing the story, changing ending or adding a plot twist.</p> <p>Handwriting: Log on to the Newsround website and create a set of notes about the news of the day – this should be in your neatest, joined handwriting style. <i>If children wish to keep up to date with our class novel, it can be purchased on Amazon kindle or at WHSmiths and Waterstones. Alternatively, it is also available on Amazon Audible as part of their FREE TRIAL.</i></p>
<p>Mathematics</p> 	<ul style="list-style-type: none"> • Complete some Fractions activities on <i>Mathletics</i>. • Compete in the Year 5 Vs Year 6 Times Table Rockstars competition online <p>WHITE ROSE HUB WEEK 12 – FRACTIONS Complete this week's activities on the WHITE ROSE HUB website – You can access a video for each session which includes explanations and tasks to complete – 1 video per day. Please see below for notes on how to access this resource. Visit https://whiterosemaths.com/homelearning/ and click the appropriate year group. Here you will find a list of week numbers with supporting material. Click the week number shown at the top of this sheet. You will be provided with tasks to complete (1 per day) with accompanying videos. If you are not 100% confident at the end of the day, you should take the time to refresh and familiarise yourself, possibly even repeat the session until you are confident.</p> <ul style="list-style-type: none"> • Please log on to www.maths.co.uk with your new login details (if you are at home, we will text these out to you)
<p>Science</p> 	<p>Electricity Following our starter session on electricity and your basic understanding of electrical symbols, we would like you to develop this further at home. Using the internet or books you may have at home we would like you to design a simple circuit that includes a bulb and a switch. The switch must be able to create an open and closed circuit, thus turning the light on and off. Please draw the circuit in your home learning book.</p>
<p>Computing</p> 	<p>Typing practise Being at home is the perfect time to work on your word processing skills. You can access typing practise material at the website below. Here you can practise different word patterns, keep a score you how accurate you are and also how quickly you are able to type. https://www.keybr.com/</p>
<p>History</p> 	<p>Romans Following the start of our topic and the creation of a Roman timeline, we would like you to choose a major event from Roman history and create a fact file based on this. Think about key events in the lead up to it, what happened, who was involved and what was the impact and result.</p>

https://books.google.co.uk/books?id=MIZrBgAAQBAJ&printsec=frontcover&dq=the+nowhere+emporium&hl=en&sa=X&ved=2ahUKewiT2OLny_nrAhVPa8AKHXc7DUkQ6AEWAHoECAIQAg#v=onepage&q=the%20nowhere%20emporium&f=false