







This week in school we will be learning about a range of topics. Please find this list below, with links for worksheets, websites and additional assistance. Please note that some tasks will require hard copies of documents which are attached and can be sent to you separately. Please do not hesitate to contact the school if you have any queries. We would like to thank you for your continued support and assistance during this difficult time.

Don't forget, you can upload any learning you do at home on Tapestry! We check this system regularly and are able to provide support and guidance on there. Please contact the school office if you do not have access to this system.



Area of learning	Activities:
<p>Literacy / Communication & Language</p> 	<ul style="list-style-type: none"> Read your reading book and any others you have at home. Continue to practise writing your name. If you are good at writing your first name, you could start practising writing your last name! <p>Phonics – Introducing letter sounds ‘f’ and ‘l’</p> <p>Continue to practise recognising all of the sounds that we have learnt so far, using the sound cards in your book bag.</p> <p>Introducing ‘f’ and ‘l’:</p> <ul style="list-style-type: none"> Introduce the ‘f’ and ‘l’ sounds by showing the cards attached. Play either ‘Buried Treasure’ or ‘Picnic on Pluto’ on https://www.phonicsplay.co.uk/ Have a go at writing ‘f’. The formation rhyme is: “Down the flower, across the leaves” Have a go at writing ‘l’. The formation rhyme is: “Down the long leg” Watch Geraldine giraffe: https://www.youtube.com/watch?v=HIKQVqtMZco (f) and https://www.youtube.com/watch?v=sq-q2jzM78c (l) Have a go at some of the phonics games previously suggested on the newsletter. Watch the Alphablocks episodes on BBC iplayer: https://www.bbc.co.uk/iplayer/episode/b01dlvg5/alphablocks-series-2-12-fred & https://www.bbc.co.uk/iplayer/episode/b01dlx1t/alphablocks-series-2-13-hill Pause it before the alphablocks read the words and see if you can read them by segmenting the sounds and then blending them together! Read the phonics comic: https://phonicsplaycomics.co.uk/comic_ph2_a_bug.html
<p>Mathematics</p> 	<ul style="list-style-type: none"> Practise counting to 10 and recognising numbers to 10 in the environment. <p>2D shapes</p> <ul style="list-style-type: none"> Watch the 2D shape song on YouTube and recap on the shape names - https://www.youtube.com/watch?v=lkZs2_1-YJU Talk about the shapes properties. <i>How many sides does it have? How many corners?</i> Go on a shape hunt around the house and see how many of each shape you can find. Play ‘What am I?’ - describe a shape and see if the other person can guess what it is. E.g “I have 4 sides, they are all the same length. What am I?” Watch the Numberblocks episode - https://www.bbc.co.uk/iplayer/episode/b0bp2qlb/numberblocks-series-3-flatland
<p>PSED</p> 	<p>Value of the month – Kindness</p> <ul style="list-style-type: none"> Talk about what it means to be ‘kind’ and why it is important. Make a ‘kindness jar/box/tin’. Think about random acts of kindness that you could complete as a family, write them down on a piece of paper and put them in. Select one each day and complete it.
<p>Physical Development</p> 	<p>Fine motor skills</p> <ul style="list-style-type: none"> If you have some playdough at home, you could do dough disco to your favourite song – you could even choose a Christmas song! If you can’t remember the moves, refresh your memory using this video: https://www.youtube.com/watch?v=i-lfzeG1aC4 Complete some of the fine motor skills suggested on the chart attached. <p>Gross motor skills</p> <ul style="list-style-type: none"> Complete some ‘Cosmic Kids Yoga’ sessions: https://www.youtube.com/user/CosmicKidsYoga
<p>Expressive Arts & Design</p>	<ul style="list-style-type: none"> Make a Christmas card for someone special Make a Christmas decoration



f


















L





Funky Fingers Challenges!

 <p>Who can screw the most nuts onto the bolts in 3 minutes?</p>	 <p>Who can find the most red/blue/green objects using the tweezers in 1 minute?</p>	 <p>Who can make the most knots in a piece of string?</p>	 <p>Hammering golf tees into a melon.</p>	 <p>Wrapping wool around a cardboard circle with slits in the edge.</p>	 <p>Creating chains according to the number on the card.</p>	 <p>Count the beans/pom poms onto the number line using the tweezers.</p>
 <p>Who can put the most match sticks in the salt shaker in 1 minute?</p>	 <p>Punching holes/patterns in paper.</p>	 <p>Weaving pipe cleaners around pine cones.</p>	 <p>Who can keep their spinning top going the longest? (Time them)</p>	 <p>Who can save the most chicks from the bird seed in ... minute(s)?</p>	 <p>Who can make the best cup pyramid? (In teams)</p>	 <p>Roll the dice and stack that many small cubes using the tweezers.</p>
 <p>Who can make the best house for the three little pigs?</p>	 <p>Finger football!</p>	 <p>Who can fill the container the fastest using the pipettes?</p>	 <p>Following/creating patterns using spot stickers.</p>	 <p>How many sequins can you pick up (one by one) in 1 minute?</p>	 <p>Threading pipe cleaners on a colander.</p>	 <p>Counting out sequins to the numbers using tweezers.</p>
 <p>Save the animals from the swamp using the tweezers!</p>	 <p>Who can put the most elastic bands on the cup in 1 minute?</p>	 <p>Balancing marbles on golf tees using tweezers.</p>	 <p>Roll a dice, put that amount of cheerios onto your spaghetti - the first one to fill it is the winner.</p>	 <p>Save the insects from the spiders web using the tweezers!</p>	 <p>Cutting jelly with scissors.</p>	 <p>Making shapes on the geo board using elastic/loom bands.</p>