







This week in school we will be learning about a range of topics. Please find this list below, with links for worksheets, websites and additional assistance. Please note that some tasks will require hard copies of documents which are attached and can be sent to you separately. Please do not hesitate to contact the school if you have any queries. We would like to thank you for your continued support and assistance during this difficult time.

Don't forget, you can upload any learning you do at home on Tapestry! We check this system regularly and are able to provide support and guidance on there. Please contact the school office if you do not have access to this system.



Area of learning	Activities:
<p>Literacy / Communication & Language</p> 	<ul style="list-style-type: none"> Read your reading book and any others you have at home. Continue to practise writing your full name, including your last name! <p>Phonics – Starting Phase 3: Introducing letter sounds ‘j’ and ‘v’</p> <p>Continue to practise recognising all of the sounds that we have learnt so far, using the sound cards in your book bag.</p> <p>Introducing ‘j’ and ‘v’:</p> <ul style="list-style-type: none"> Introduce the ‘j’ and ‘v’ sounds by showing the cards attached. Play either ‘Buried Treasure’ or ‘Picnic on Pluto’ on https://www.phonicsplay.co.uk/ Have a go at writing ‘j’. The formation rhyme is: “Down his body, curl and dot” Have a go at writing ‘v’. The formation rhyme is: “Down a wing, up a wing” Watch Geraldine giraffe: https://www.youtube.com/watch?v=oHe1GoxTyEI (j) and https://www.youtube.com/watch?v=Q8qkEXh7Dc (v) Have a go at some of the phonics games previously suggested on the newsletter. Watch this Alphablocks episode on BBC iplayer: https://www.bbc.co.uk/iplayer/episode/b01dmyd5/alphablocks-series-2-14-van Pause it before the alphablocks read the words and see if you can read them by segmenting the sounds and then blending them together! Do a ‘spelling test’! Ask your grown up to say these words and see if you can write them independently by segmenting the sounds: <i>jam, jet, jog, Jill, Jack, van, vet, visit.</i> <p>Topic Work – Introduction to our new topic, ‘Come Fly with Me’ (Space)</p> <ul style="list-style-type: none"> Look at the attached picture of a footprint. Talk about what you think it is, where it might be, who might have made it. (It is a photograph of the first footprint on the moon) Do some research about the first moon landing. Focus on key questions: <i>Who went to the moon? How did they get there? How long did it take?</i> Go on your own pretend trip to the moon! Don’t forget to wear your astronaut suit and get prepared! You could use the Sticky Kids song ‘Zooming to the Moon’ to help you to pretend you’re on a journey to the moon: https://www.youtube.com/watch?v=Lq13as8yBk Write a postcard to your friends with a sentence about your trip to the moon! Think about what you could see/hear/smell/taste. Read any space themed stories you might have at home.
<p>Mathematics</p> 	<ul style="list-style-type: none"> Practise counting to 10 and recognising numbers to 10 in the environment. <p>Number bonds to 5</p> <ul style="list-style-type: none"> Watch the Numberblocks episode ‘The Whole of Me’ (https://www.bbc.co.uk/iplayer/episode/b08dr1l3/numberblocks-series-1-the-whole-of-me) Talk about how two numbers go together to make a bigger number. Sing ‘Five Little Speckled Frogs’ – you could use this link to help: https://www.bbc.co.uk/teach/school-radio/nursery-rhymes-five-little-speckled-frogs/zjbnrd Talk about how many are on the log at each point. <i>How many are missing? How many more do we need to make 5?</i> Play ‘Bunny Ears’ using your fingers to show different ways to make 5. Complete the ‘Ways of Making the Number 5’ sheet attached.
<p>PSED</p> 	<p>Value of the month – Determination</p> <ul style="list-style-type: none"> Talk about what it means to be ‘determined’. New Year’s Resolutions – Think of something you would like to achieve and write it down. This is your ‘New Year’s Resolution’ which is something you are <i>determined</i> to do.
<p>Physical Development</p> 	<p>Fine motor skills</p> <ul style="list-style-type: none"> If you have some playdough at home, you could do dough disco to your favourite song. If you can’t remember the moves, refresh your memory using this video: https://www.youtube.com/watch?v=i-lfzeG1aC4 Complete some of the fine motor skills suggested on the chart attached. <p>Gross motor skills</p> <ul style="list-style-type: none"> Complete some ‘Cosmic Kids Yoga’ sessions: https://www.youtube.com/user/CosmicKidsYoga
<p>Understanding the World</p>	<p>Winter!</p> <p>Talk about the differences between the weather now compared to the weather in Autumn.</p>



j





V



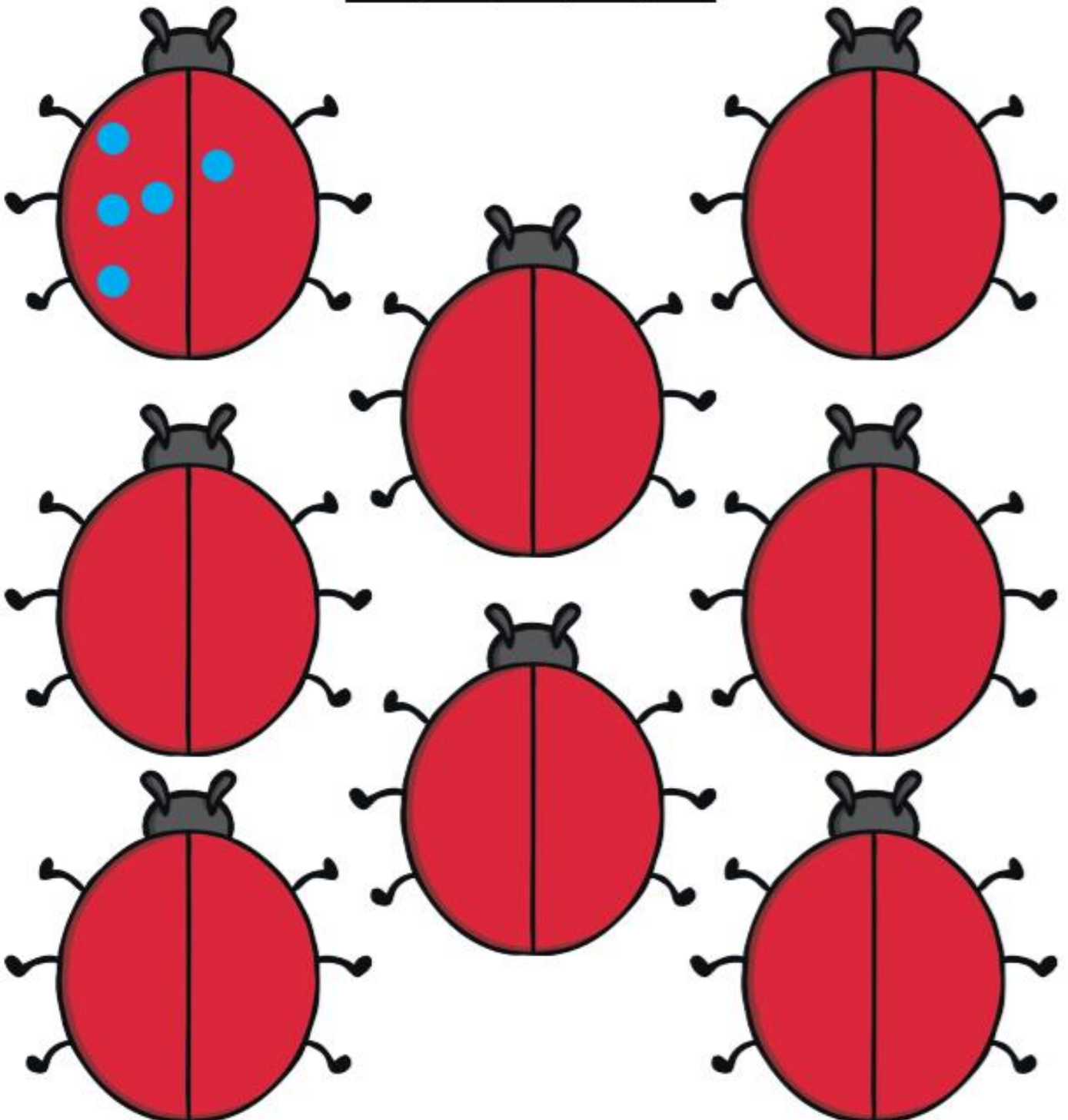


Ways of Making the Number 5

How many different patterns of 5 can you make on the ladybirds? The first one is done for you!

$$4 + 1 = 5$$













●	●	●	●	●







Funky Fingers Challenges!

 <p>Who can screw the most nuts onto the bolts in 3 minutes?</p>	 <p>Who can find the most red/blue/green objects using the tweezers in 1 minute?</p>	 <p>Who can make the most knots in a piece of string?</p>	 <p>Hammering golf tees into a melon.</p>	 <p>Wrapping wool around a cardboard circle with slits in the edge.</p>	 <p>Creating chains according to the number on the card.</p>	 <p>Count the beans/pom poms onto the numicon pieces using the tweezers.</p>
 <p>Who can put the most match sticks in the salt shaker in 1 minute?</p>	 <p>Punching holes/patterns in paper.</p>	 <p>Weaving pipe cleaners around pine cones.</p>	 <p>Who can keep their spinning top going the longest? (Time them)</p>	 <p>Who can save the most chicks from the bird seed in ... minute(s)?</p>	 <p>Who can make the best cup pyramid? (In teams)</p>	 <p>Roll the dice and stack that many small cubes using the tweezers.</p>
 <p>Who can make the best house for the three little pigs?</p>	 <p>Finger football!</p>	 <p>Who can fill the container the fastest using the pipettes?</p>	 <p>Following/creating patterns using spot stickers.</p>	 <p>How many sequins can you pick up (one by one) in 1 minute?</p>	 <p>Threading pipe cleaners on a colander.</p>	 <p>Counting out sequins to the numbers using tweezers.</p>
 <p>Save the animals from the swamp using the tweezers!</p>	 <p>Who can put the most elastic bands on the cup in 1 minute?</p>	 <p>Balancing marbles on golf tees using tweezers.</p>	 <p>Roll a dice, put that amount of cheerios onto your spaghetti - the first one to fill it is the winner.</p>	 <p>Save the insects from the spiders web using the tweezers!</p>	 <p>Cutting jelly with scissors.</p>	 <p>Making shapes on the geo board using elastic/loom bands.</p>