









Year Group: 2



Date: W/c 14th December 2020

This week in school we will be learning about a range of topics. Please find this list below, with links for worksheets and additional assistance. Please note that some tasks may require hard copies of documents and these will be sent to you separately. Please do not hesitate to contact the school if you have any queries. We would like to thank you for your continued support and assistance during this difficult time.

Subject	Activities:
<p><b>English</b></p> 	<ul style="list-style-type: none"> <li>• This week we are going to write a Christmas story. <i>What do you want to write about? Will Santa go on a new adventure? Or maybe one of his elves visits our school? Maybe a snowman gets up to a lot of mischief?</i> Just enjoy writing the story because writing is great!</li> <li>• Please complete a comprehension. Please find these via Twinkl.</li> <li>• This week we will focus on the spelling rule: "change a y to an i and add es." Activities can be found via Twinkl.</li> <li>• Handwriting: practise cursive letter formation and Year 2 common exception words. Worksheets can be found via Twinkl <a href="https://www.twinkl.co.uk">https://www.twinkl.co.uk</a></li> </ul>
<p><b>Mathematics</b></p> 	<ul style="list-style-type: none"> <li>• Complete some Money and Multiplication activities on <i>Mathletics</i></li> <li>• Practise the 2x, 5x and 10x tables and complete some activities on <i>Times Table Rock Stars</i></li> <li>• Calculating change</li> <li>• Money word problems</li> <li>• Recognising and making equal groups</li> <li>• Adding equal groups</li> <li>• Introducing the multiplication sign</li> <li>• Christmas multiplication activities</li> </ul> <p>Support, tasks and activities for these topics can be found via the White Rose website <a href="https://whiterosemaths.com/">https://whiterosemaths.com/</a> or by downloading the pdf <a href="https://wrm-13b48.kxcdn.com/wp-content/uploads/2020/08/Year-2-Full-Autumn-Term-.pdf">https://wrm-13b48.kxcdn.com/wp-content/uploads/2020/08/Year-2-Full-Autumn-Term-.pdf</a></p>
<p><b>PE</b></p> 	<p>This term we are focusing on gymnastics and dance. Imagine that you are Santa's elf and you are helping him to pack the sleigh. Practise five dance moves and five balances to show this. Use these ten moves to create a routine. Choose some Christmas music to perform to!</p>
<p><b>Geography</b></p> 	<p>We have finished our Oceans and Continents topic, so it is time to show everyone what we have learnt. Please make a fabulous leaflet with labelled maps and facts all about the oceans and continents. Maybe you could write about climates too? This song will help you get started! <a href="https://www.youtube.com/watch?v=K6DSMZ8b3LE">https://www.youtube.com/watch?v=K6DSMZ8b3LE</a></p>
<p><b>Christmas Crafts</b></p> 	<p>It's Christmas! In class we will be making:</p> <ul style="list-style-type: none"> <li>• Christmas cards</li> <li>• Calendars</li> <li>• Christmas decorations</li> </ul> <p>All of these can be made with items found around the house or garden. Some craft ideas can be found via this website: <a href="https://www.thebestideasforkids.com/christmas-crafts-for-kids/">https://www.thebestideasforkids.com/christmas-crafts-for-kids/</a> (Please note that as this is not an educational website, there may be some adverts.)</p>
<p><b>PSHE</b></p> 	<p>Our value of the month is: kindness! Please create a kindness jar and fill this with all of the kind things you could do each day e.g. hold a door open for someone, smile, etc...</p>