









Year Group: 2



Date: W/c 7th December 2020

This week in school we will be learning about a range of topics. Please find this list below, with links for worksheets and additional assistance. Please note that some tasks may require hard copies of documents and these will be sent to you separately. Please do not hesitate to contact the school if you have any queries. We would like to thank you for your continued support and assistance during this difficult time.

Subject	Activities:
<p><b>English</b></p> 	<ul style="list-style-type: none"> <li>• Our class poem is “Twas the Night Before Christmas.” Please read and perform this poem. Remember to include actions and read loudly and clearly.</li> <li>• Can you write the poem from Rudolph’s perspective? How does Rudolph feel? What does he do whilst he is waiting for Santa?</li> <li>• Practise this week’s spellings.</li> <li>• Please complete a comprehension. Please find these via Twinkl.</li> <li>• This week we will focus on the spelling rule: “change a y to an i and add es.” Activities can be found via Twinkl.</li> <li>• Handwriting: practise cursive letter formation and Year 2 common exception words. Worksheets can be found via Twinkl <a href="https://www.twinkl.co.uk">https://www.twinkl.co.uk</a></li> </ul>
<p><b>Mathematics</b></p> 	<ul style="list-style-type: none"> <li>• Complete some Money activities on <i>Mathletics</i></li> <li>• Practise the 2x, 5x and 10x tables and complete some activities on <i>Times Table Rock Stars</i></li> <li>• Revision: recognise all coins and notes</li> <li>• Selecting coins and notes to total a certain amount.</li> <li>• Making the same amount with different coins and notes e.g. <i>How many ways can you find that totals 50p?</i></li> <li>• Comparing amounts using &lt; &gt; and =</li> <li>• Find the total of amounts i.e. adding different amounts together.</li> </ul> <p>Support, tasks and activities for these topics can be found via the White Rose website <a href="https://whiterosemaths.com/">https://whiterosemaths.com/</a> or by downloading the pdf <a href="https://wrm-13b48.kxcdn.com/wp-content/uploads/2020/08/Year-2-Full-Autumn-Term-.pdf">https://wrm-13b48.kxcdn.com/wp-content/uploads/2020/08/Year-2-Full-Autumn-Term-.pdf</a></p>
<p><b>PE</b></p> 	<p>This term we are focusing on gymnastics and dance. Practise five dance moves and five balances. Use these ten moves to create a routine. Choose some music to perform to!</p>
<p><b>DT and Christmas Crafts</b></p> 	<p>We have designed our own Christmas cross-stitches and we will begin to make them this week. If you have the equipment available at home, please start your own design with adult supervision. If not, please try some Christmas craft activities such as making Christmas trees, Christmas wreaths or cards. These can all be made from items found around the house. Some craft ideas can be found via this website: <a href="https://www.thebestideasforkids.com/christmas-crafts-for-kids/">https://www.thebestideasforkids.com/christmas-crafts-for-kids/</a> (Please note that as this is not an educational website, there may be some adverts.)</p>
<p><b>PSHE</b></p> 	<p>Please help us to support the “Save the Children” charity by wearing or designing a Christmas jumper. Free resources can be found on the Twinkl website.</p>
<p><b>RE</b></p> 	<p>This week’s question: <b>What are the symbols of light in the birth story?</b></p> <p>Please re-read the Nativity and identify light in the story such as the star, angels or candles. Then use these ideas to design your own Christmas card that shows light at Christmas and explain your design.</p>