







**Year Group: 5/6 – WEEK 14**

**Date: W/C 14.12.20**

This week in school we will be learning about a range of topics. Please find this list below, with links for worksheets and additional assistance. Please do not hesitate to contact the school if you have any queries. We would like to thank you for your continued support and assistance during this difficult time.

Subject	Activities:
<p><b>English</b></p> 	<p><b>SPAG.COM</b> Complete the set tests on SPAG.COM based on core skills sessions that we have completed in class. Login details can be found in the front of your homework book.</p> <p><b>Descriptive writing</b> – access the literacyshed.com and choose one of the new animations to watch. This could be based on the Christmas period. You will then be provided with a number of different activities that you can complete, such as re-writing the story, changing ending or adding a plot twist.</p> <p><b>Handwriting:</b> Log on to the Newsround website and create a set of notes about the news of the day – this should be in your neatest, joined handwriting style. <i>If children wish to keep up to date with our class novel, it can be purchased on Amazon kindle or at WHSmiths and Waterstones. Alternatively, it is also available on Amazon Audible as part of their FREE TRIAL.</i></p>
<p><b>Mathematics</b></p> 	<ul style="list-style-type: none"> <li>• Complete some <b>Fractions</b> activities on <i>Mathletics</i>.</li> <li>• Compete in the Year 5 Vs Year 6 Times Table Rockstars competition online</li> </ul> <p><b>WHITE ROSE HUB WEEK 14 – FRACTIONS</b> Complete this week's activities on the WHITE ROSE HUB website – You can access a video for each session which includes explanations and tasks to complete – 1 video per day. Please see below for notes on how to access this resource. Visit <a href="https://whiterosemaths.com/homelearning/">https://whiterosemaths.com/homelearning/</a> and click the appropriate year group. Here you will find a list of week numbers with supporting material. Click the week number shown at the top of this sheet. You will be provided with tasks to complete (1 per day) with accompanying videos. If you are not 100% confident at the end of the day, you should take the time to refresh and familiarise yourself, possibly even repeat the session until you are confident.</p> <ul style="list-style-type: none"> <li>• Please log on to <a href="http://www.maths.co.uk">www.maths.co.uk</a> with your new login details (if you are at home, we will text these out to you)</li> </ul>
<p><b>Science</b></p> 	<p><b><u>Complete the Nissan challenge on the reverse of this sheet. Please make notes, research the challenge and complete your design of the new car.</u></b></p>
<p><b>Computing</b></p> 	<p><b>Typing practise</b> Being at home is the perfect time to work on your word processing skills. You can access typing practise material at the website below. Here you can practise different word patterns, keep a score you how accurate you are and also how quickly you are able to type. <a href="https://www.keybr.com/">https://www.keybr.com/</a></p>
<p><b>Geography</b></p>	<p>Create a map based on a country that you have always wanted to visit – for example, you may want to look at the major landmarks of North America or Australia.</p>

[https://books.google.co.uk/books?id=MIZrBgAAQBAJ&printsec=frontcover&dq=the+nowhere+emporium&hl=en&sa=X&ved=2ahUKewiT2OLny\\_nrAhVPa8AKHXc7DUkQ6AEwAHoECAIQAg#v=onepage&q=the%20nowhere%20emporium&f=false](https://books.google.co.uk/books?id=MIZrBgAAQBAJ&printsec=frontcover&dq=the+nowhere+emporium&hl=en&sa=X&ved=2ahUKewiT2OLny_nrAhVPa8AKHXc7DUkQ6AEwAHoECAIQAg#v=onepage&q=the%20nowhere%20emporium&f=false)



## THE CHALLENGE

Digital Catapult NETV has teamed up with Nissan to create a design challenge!

We want you to design an all electric car that will use new technology to enhance and improve people's lives. The design should help make travelling and driving easier and more efficient and should use new technology to perform functions current cars can't do. The design can be anything you like, you can even use technology not currently being used for cars (like magnetic levitation)! We want you to be as creative as possible - it's a car of the future after all! But it **MUST** be able to meet all 5 objectives below. Use the considerations on page 5 to help you!

You can present your work anyway you want - posters, videos, prototypes, computer models, anything! But alongside your design, you need to write no more than 250 words explaining how your new vehicle meets the below objectives.

---

## OBJECTIVES

1. The design must use **ATLEAST 2** types of technology listed on page 4.
2. The design must have **ATLEAST 1** autonomous function.  
(it can do something independently without the driver having to control the car e.g. park itself, move off at traffic lights).
3. Driver must be able to 'instruct' and 'communicate' with the car via an easy to use interface.
4. It must be able to connect with a variety of devices.  
(e.g. phones, watches, computers etc).
5. It needs to be easy to charge.

