

## Nursery Home Learning planner WC 18.1.21



In EYFS we use Tapestry as a great communication tool between home and school. Please feel free to share what you have been doing at home or use it to ask Miss Pigg any questions you may have. If you are not yet on Tapestry, please contact the school office to gain access.

Each week, some tasks will be selected to be 'marked' and assessed by the teacher, so Miss Pigg can provide relevant feedback and ways to progress. These tasks will be highlighted yellow. Please upload these documents/photographs/videos of work to Tapestry, so the teachers can provide personal feedback. Thank you for your assistance. **TAPESTRY FEEDBACK TASK** .

	Subject	Focus	Activity
<b>Monday</b>	<b>Phonics</b>	Phase 1 – Listening Skills	'Jack in a box' – Explain, or show a clip, of a Jack in the box. Ask your child to curl up like Jack in the box. Explain that they can only explode when you say their name. Say some random words such as "dog, bus, orange, flower, box..." then your child's name. Once they have exploded, ask them to curl up again and repeat the activity a few times. <b>Challenge</b> – Instead of saying the words in a normal voice, whisper them to make it even trickier!
	<b>Maths</b>	Number 2	Watch Numberblocks Series 1, Episode 3 'Two' on BBC iPlayer - <a href="https://www.bbc.co.uk/iplayer/episode/b08bzqt8/numberblocks-series-1-two">https://www.bbc.co.uk/iplayer/episode/b08bzqt8/numberblocks-series-1-two</a>  Talk about the things that One and Two did together e.g. dancing, spinning around, riding a tandem, pushing a swing. Have you ever done any of these activities? Can you think of any other things that you need 2 people for?
	<b>Physical Development – Fine motor skills</b>	<b>Getting ready!</b>	<b>Weekly challenge</b> – I would like you to try your best to get dressed <b>independently</b> every day. Ask someone to time you and see if you can beat your time every day – keep a record and let us know what your best time is! Upload this to Tapestry at the end of the week.
	<b>Reading</b>	Reading a story	At the end of your home learning day, read any stories you have at home, watch the 'staff story time' video on Tapestry, or read an e-book from one of the following websites: <ul style="list-style-type: none"> <li><a href="https://www.booktrust.org.uk/books-and-reading/have-some-fun/storybooks-and-games/">https://www.booktrust.org.uk/books-and-reading/have-some-fun/storybooks-and-games/</a></li> <li><a href="https://home.oxfordowl.co.uk/">https://home.oxfordowl.co.uk/</a></li> <li>Free 'CBeebies Story Time' app</li> </ul>
<b>Tuesday</b>	<b>Phonics</b>	Phase 1 – Listening Skills	Select a song or rhyme that your child knows well. Sing it together. You could use the library of Nursery Rhymes on BBC School Radio for inspiration as we use this in school and the children know them well ( <a href="https://www.bbc.co.uk/teach/school-radio/nursery-rhymes-a-to-z-index/z4ddgwx">https://www.bbc.co.uk/teach/school-radio/nursery-rhymes-a-to-z-index/z4ddgwx</a> ). After you have sang it once or twice, invent some new lyrics. An example could be selecting 'Down in the Jungle' and changing it to 'Down on the Farm' and making up lyrics to suit farm animals e.g. "Down on the Farm where nobody goes, there's a little baby piglet washing his clothes..."
	<b>Mark making</b>	<b>Adding meaning to marks</b>	<b>Draw or paint a picture</b> – it could be anything you like! Talk about what you have drawn/painted. I can't wait to see what you have done on Tapestry!
	<b>Maths</b>	Number 2	Go on a number hunt in your house! Can you find the number 2? Look carefully in places such as on clocks and TV remotes!
	<b>P.E</b>	Movement to a story	Cosmic Yoga 'Mike and Muttnik on the Moon' - <a href="https://www.youtube.com/watch?v=v9W8iV4AJYQ">https://www.youtube.com/watch?v=v9W8iV4AJYQ</a>
	<b>Reading</b>	Reading a story	Please access a story to read from one of the websites/apps previously suggested at the end of your home learning day.

Wednesday	Writing	Name writing	Can you recognise your name? Can you have a go at writing the first letter in your name? If you can do this confidently, practise copying the following letters. Please remember to use lower case letters for your name, apart from the first letter.
	Phonics	Phase 1 – Listening Skills	Listen to the sounds on the BBC School Radio Video, ‘Outside sounds’ - <a href="https://www.bbc.co.uk/teach/school-radio/eyfs-outside-sounds/zjyvt39">https://www.bbc.co.uk/teach/school-radio/eyfs-outside-sounds/zjyvt39</a> Talk about what you can hear.
	Maths	Number 2	Talk about what a <b>pair</b> is. Explain that it is when two things go together. Get a selection of socks that are different colours/patterns. Separate them and work together to match them up. Talk about why they are the same. How many are in each pair? Can you count each set to check that there are just 2?
	Expressive Arts and Design – Music	Singing	Watch and join in with the ‘Clap Your Hands – Little Green Frog’ episode on the Durham Music website - <a href="https://www.durhammusic.org.uk/clap-your-hands-tiny-tunes-tuesday-for-early-years-episode-2">https://www.durhammusic.org.uk/clap-your-hands-tiny-tunes-tuesday-for-early-years-episode-2</a> Join in with the singing and copy the actions. Can you change the actions? What other way might the frog move his mouth to eat a fly? Can you be the leader and sing the song to someone in your house whilst they copy you? Can you think of any animals that you could add to the song? E.g. “Roar, roar went the big, scary lion one day. We know lions go la, dee, da, dee, da!” You could use any toys you have at home to give you ideas for animals.
	Reading	Reading a story	Please access a story to read from one of the websites/apps previously suggested at the end of your home learning day.
Thursday	Physical Development	Fine Motor Skills	Complete a ‘Funky Fingers’ activity from the list attached.
	Phonics	Phase 1 – Listening Skills	Either make a musical instrument or practise playing any that you might have at home. Can you play it loud/quiet? Can you play it to the rhythm of your favourite Nursery Rhyme from earlier in the week?
	Maths	Number 2	Sing ‘The Animals Went in Two by Two’. Use this video to help with the lyrics if needed - <a href="https://www.bbc.co.uk/teach/school-radio/nursery-rhymes-the-animals-went-in-two-by-two/zr88bdm">https://www.bbc.co.uk/teach/school-radio/nursery-rhymes-the-animals-went-in-two-by-two/zr88bdm</a> . You could use props if you have any at home.
	Understanding the World - Science	Hibernating animals	Some animals <b>hibernate</b> in Winter. Find out what the word ‘hibernate’ means. Find out about <b>one</b> animal that hibernates. Why does it hibernate? How long does it hibernate for? You can <b>record what you find in any way that you like – drawing, videos, etc.</b> Listen to Miss Pigg’s ‘Staff story time’ today which is about an animal that hibernates!
	Reading	Reading a story	Please access a story to read from one of the websites/apps previously suggested at the end of your home learning day.
Friday	Phonics	Phase 1 – Listening Skills	Play ‘Cake Bake’ on the Phonics Play website using the log in details below. It can be found by clicking ‘Resources’ then ‘Phase 1’.
	Writing	Name writing	Practise recognising and writing your name again.
	Maths	Number 2	Have a go at the ‘I Spy Number 2’ activity attached.
	Expressive Arts & Design	A rocket for Baby Bear	Recap on the story, ‘Whatever Next!’ by Jill Murphy from last week. You could even listen to Miss Pigg reading it again on Tapestry if you like! Can you design a new rocket for Baby Bear? Think about what you might use to make it and what features it will have. You could draw it or even make it using items you have at home – be as creative as you like!
	Reading	Reading a story	Please access a story to read from one of the websites/apps previously suggested at the end of your home learning day.

**'CBeebies Go Explore' App**

This app has some fantastic games linked to our curriculum. Search for 'CBeebies Go Explore' in the app store on your device and download it. It is completely free to download and access.

## **Funky Fingers Activities**

- Put some pegs on a line.
- Practise your cutting skills.
- Thread some pasta onto a string/ribbon.
- Thread some cheerios onto a spaghetti stick.
- Get creative with some playdough. You could practise our dough disco moves!
- Put some bobbles/elastic bands around a cardboard tube. How many can you get on in two minutes?
- Practise zipping up your coat!
- Stick some stickers on a piece of paper. If your grown up draws a line, can you stick the stickers along the line?

# I Spy Number Two

Find and circle all of the number twos.

2



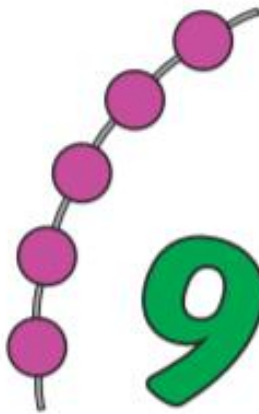
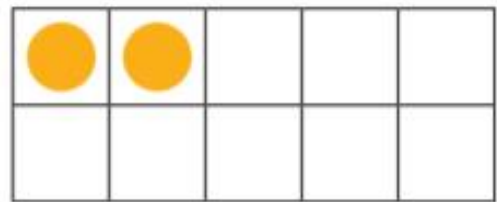
5



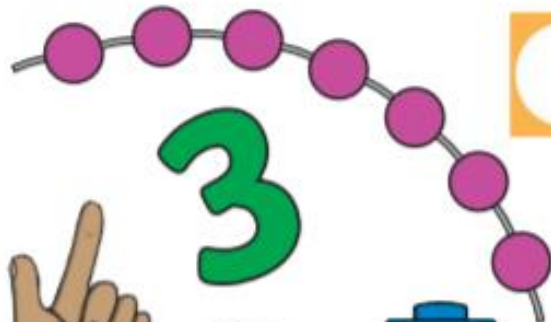
4



2



9



3

