






Year Group: 2







Date: W/c 4th January 2021

This week in school we will be learning about a range of topics. Please find this list below, with links for worksheets and additional assistance. Please note that some tasks may require hard copies of documents and these will be sent to you separately. Please do not hesitate to contact the school if you have any queries. We would like to thank you for your continued support and assistance during this difficult time.

Subject	Activities:
<p data-bbox="140 600 225 629">English</p> 	<ul data-bbox="343 607 1540 1160" style="list-style-type: none"> • This week in school we will write a new adventure for Edgar. What will he get up to? Where will he go? Who will he meet? Plan your story first using a story map – you can write or draw your ideas. Remember to include conjunctions, adjectives, adverbs, exclamation marks and question marks in your story. https://www.literacyshed.com/edgar.html • We will also be starting our new novel this week. Before we begin to read, we are going to research the author - Dick King-Smith - and write a letter to him asking him about his life and stories. Lots of information can be found via the author's official website: https://www.dickingsmith.com/ • Please complete a comprehension. Year 2 comprehensions can be found on Twinkl or BBC Bitesize: https://www.bbc.co.uk/bitesize/articles/zpfk3j6 • This week we will focus on the spelling rule: "change a y to an i and add es." Activities can be found via Twinkl. • Handwriting: practise cursive letter formation. A work booklet can be found via the Twinkl website: https://www.twinkl.co.uk/resource/t-l-526889-ks1-continuous-cursive-letter-formation-practice-activity-booklet • Spelling: practise Year 2 common exception words (a list of these can be found in the back of your homework book). Focus on the words: after, again, any, bath, beautiful, because, behind, both, break, busy. Can you put these into sentences? <p data-bbox="343 1196 1173 1288">Support for these topics can be found via the BBC Bitesize website: https://www.bbc.co.uk/bitesize/collections/year-2-and-p3-english-lessons/1 All of these tasks are specifically aimed for pupils in Year 2.</p> <p data-bbox="343 1323 1508 1415">Please get involved with reading. Great online texts, games, activities and story videos can be found via the Book Trust website. https://www.booktrust.org.uk/books-and-reading/have-some-fun/storybooks-and-games/ or via Oxford Owl https://www.oxfordowl.co.uk/for-home/find-a-book/library-page/</p>
<p data-bbox="92 1456 271 1485">Mathematics</p> 	<ul data-bbox="343 1456 1492 1854" style="list-style-type: none"> • Practise number bonds to 10 and 20. Aim to learn these off by heart. Try these activities to help you: https://www.bbc.co.uk/bitesize/articles/zh8m6v4 or play some number bond games via the Top Marks website: https://www.topmarks.co.uk/ • Complete some Multiplication activities on <i>Mathletics</i> • Practise the 3x table and complete some activities on <i>Times Table Rock Stars</i> • Introducing the multiplication sign e.g. 4 groups of 3 and $3 + 3 + 3 + 3$ can be written as $4 \times 3 =$ • Introducing arrays. Videos and support can be found via the BBC Bitesize website: https://www.bbc.co.uk/bitesize/search?q=arrays • Calculating multiplication calculations using arrays (pupils to draw the arrays or use counters/objects to show these) • Multiplication word problems <p data-bbox="343 1890 1364 1982">Support, tasks and activities for these topics can be found via the White Rose website https://whiterosemaths.com/ or by downloading the pdf https://wrm-13b48.kxcdn.com/wp-content/uploads/2020/08/Year-2-Full-Autumn-Term-.pdf</p> <p data-bbox="343 2018 1173 2078">Additional lessons can be found on the BBC Bitesize website: https://www.bbc.co.uk/bitesize/collections/year-2-and-p3-maths-lessons/1</p> 



<p>PE</p> 	<p>SAFETY: do NOT complete these activities without an adult present.</p> <p>This half term we are focusing on gymnastics. This week we will practise balances:</p> <ul style="list-style-type: none"> • Rock balances: On our side, back, tummy, shoulders or bottom. • Shell balances: On our knees or hands and feet. • Anchor balances: On one foot. <p>Make some rock, anchor and shell cards showing the different balances. Ask someone at home to choose a card one at a time and then perform each balance on the card. Can you perform a different balance each time? Choose three or four cards to create a sequence of balances.</p>
<p>History</p> 	<p>We are starting our new topic this week: Queens of the Castle!</p> <p>We will be learning about Queen Elizabeth I and Queen Elizabeth II and comparing their lives. But before we start to learn about the queens, we must understand historical vocabulary about the topic. With an adult, please find the meanings of these words:</p> <p>Castle, queen, monarch, Tudor, Windsor, Queen Elizabeth I and Queen Elizabeth II.</p> <p>Then draw and colour a picture to show the meaning of each word.</p>
<p>Science</p> 	<p>This week we are starting our new science topic: plants. Before we start the topic, we need to think about what we already know about plants. <i>Can you name some plants? Do you know names of the parts of plants? Where do they grow? What do they need to grow? How do they get the food and water they need?</i> Create a spider diagram about what you already know about plants. Write or draw your ideas.</p> <p>Your next job is to think about what you what to learn about plants. <i>What do you want to discover about plants? Do you want to find the largest plant in the world? What about the smallest? Can plants grow in volcanoes? What about in Antarctica? Why are plants green?</i> Write a list of all of your questions about plants.</p> <p>You can find some games, quizzes and videos on the BBC Bitesize website to help you: https://www.bbc.co.uk/bitesize/articles/zbmmdp3</p>
<p>RE</p> 	<p>RE Big Question: What does it mean to belong to Christianity</p> <p>This week's question: Who do we belong to?</p> <p>This week we will discuss what "belonging" means and how it makes us feel i.e. like part of a family, shared ideas and values, happy etc... We will make the connection that we will belong to a school and design a badge to show we belong to Bournmoor Primary School</p>