

## Nursery Home Learning planner WC 12.4.21



In EYFS we use Tapestry as a great communication tool between home and school. Please feel free to share what you have been doing at home or use it to ask Miss Pigg any questions you may have. If you are not yet on Tapestry, please contact the school office to gain access.

	Subject	Focus	Activity
<b>Monday</b>	<b>Phonics</b>	Phase 1 – Listening Skills	Play the ‘Rhythm’ listening game on BBC School Radio - <a href="https://www.bbc.co.uk/teach/school-radio/eyfs-listening-skills-rhythm/zv6tjhw">https://www.bbc.co.uk/teach/school-radio/eyfs-listening-skills-rhythm/zv6tjhw</a> Listen and join in.
	<b>Writing</b>	Name writing	Practise copying the letters from your name.
	<b>Reading</b>	Focus story: ‘What the Ladybird Heard’ by Julia Donaldson	Listen to the story ‘What the Ladybird Heard’ by Julia Donaldson - <a href="https://youtu.be/MSWuO8cAyDg">https://youtu.be/MSWuO8cAyDg</a> Talk about what happened at the beginning, middle and end. Which was your favourite part? Why?
	<b>Maths</b>	Number 6	Watch the Numberblocks episode for number six on BBC iPlayer: <a href="https://www.bbc.co.uk/iplayer/episode/b08pgksd/numberblocks-series-2-six?seriesId=b0bl5v3r">https://www.bbc.co.uk/iplayer/episode/b08pgksd/numberblocks-series-2-six?seriesId=b0bl5v3r</a> Practise counting to 6 using your fingers.
<b>Tuesday</b>	<b>Phonics</b>	Phase 1 – Listening Skills	Listen to a grown-up read the story ‘Wake-Up Time on Bumble Farm’ on Twinkl. Can you hear the rhyming words? After you have read it, have a go at the ‘Bumble Farm Rhyming Words’ activity. You can find these resources on <a href="http://www.twinkl.co.uk/share">www.twinkl.co.uk/share</a> by typing in the code: EP5086
	<b>Physical Development</b>	Fine Motor Skills	Have a go at one of the ‘Funky Fingers Challenges’ from the attached sheet.
	<b>Maths</b>	Number 6	Go on a number 6 hunt! Can you find any in your house?
	<b>Expressive Arts and Design</b>	Farm animals	Select your favourite animal from the story. Have a go at making it. You could draw it, make it out of junk modelling resources or design it on a paint programme on the computer – be as creative as you like!
	<b>Reading</b>	Reading a story	At the end of your home learning day, read any stories you have at home or read an e-book from one of the following websites: <ul style="list-style-type: none"> <li>• <a href="https://www.booktrust.org.uk/books-and-reading/have-some-fun/storybooks-and-games/">https://www.booktrust.org.uk/books-and-reading/have-some-fun/storybooks-and-games/</a></li> <li>• <a href="https://home.oxfordowl.co.uk/">https://home.oxfordowl.co.uk/</a></li> <li>• Free ‘CBeebies Story Time’ app</li> </ul>
<b>Wednesday</b>	<b>Phonics</b>	Phase 1 – Listening Skills	Have a go at the ‘What’s That Sound?: Garden’ game on Twinkl. You can find this resource on <a href="http://www.twinkl.co.uk/share">www.twinkl.co.uk/share</a> by typing in the code: EP5086
	<b>Understanding the World</b>	Facts about farm animals	Recap on this week’s focus story, ‘What the Ladybird Heard’ by Julia Donaldson. Where was the story set? Who were the main characters?  Share the ‘Farm Animals Information PowerPoint’ on Twinkl. Talk about the different animals you might find on a farm and share the facts about them together. To access this resource, go to <a href="http://www.twinkl.co.uk/share">www.twinkl.co.uk/share</a> and type in the code: EP2513
	<b>Maths</b>	Number 5	Carefully count out 6 building blocks. Build a tower. Can you use the blocks to make a different model? How many different models can you make?
	<b>P. E</b>	Movement to Music	Have a go at the ‘On the Farm’ Cosmic Yoga session - <a href="https://youtu.be/YKmRB2Z3g2s">https://youtu.be/YKmRB2Z3g2s</a>
	<b>Reading</b>	Reading a story	Please access a story to read from one of the websites/apps previously suggested at the end of your home learning day.

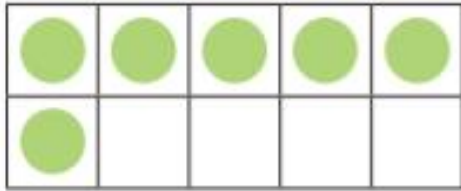
Thursday	Phonics	Phase 1 – Listening Skills	Using the beach scene picture attached, talk about what you can see. Can you find all of the objects that start with 's'?
	Maths	Number 6	Play 'I Spy Number 6' using the sheet attached and see what you can spot that represents number 6.
	Expressive Arts & Design	Singing	Watch and join in with the 'Cobbler Cobbler' episode on the Durham Music website - <a href="https://www.durhammusic.org.uk/cobbler-cobbler-tiny-tunes-tuesday-episode-20">https://www.durhammusic.org.uk/cobbler-cobbler-tiny-tunes-tuesday-episode-20</a> Join in with the chant and tap out the rhythm.
	Reading	Reading a story	Please access a story to read from one of the websites/apps previously suggested at the end of your home learning day.
Friday	Phonics	Phase 1 – Listening Skills	Play a listening and drawing game with a grown-up. Take it in turns to sound out a word by saying the letter sounds and then the other person has to draw the item! Try the words sun, hat, ten, pan, box. So, for example, you might say "Can you draw a h-a-t?"
	Maths	Number 6	Practise counting 6 objects. You could count anything in your house!
	PSHE	Value of the month	This month, our whole school 'Value of the Month' is 'courage'. Talk about what it means to have 'courage'. Read 'The Making of Milton' story on Twinkl. Talk about what Milton did that was 'courageous'. Make a 'Courage Jar' by following the instructions on Twinkl. Access these resources by going to <a href="http://www.twinkl.co.uk/share">www.twinkl.co.uk/share</a> and typing in the code: EP8146
	Reading	Reading a story	Please access a story to read from one of the websites/apps previously suggested at the end of your home learning day.

## Funky Fingers Activities


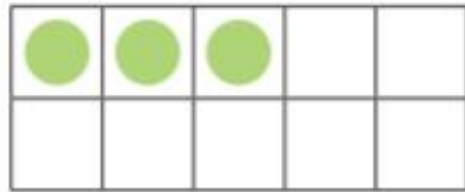
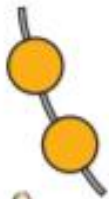
- Put some pegs on a line.
- Practise your cutting skills.
- Thread some pasta onto a string/ribbon.
- Thread some cheerios onto a spaghetti stick.
- Get creative with some playdough. You could practise our dough disco moves!
- Put some bobbles/elastic bands around a cardboard tube. How many can you get on in two minutes?
- Practise zipping up your coat!
- Stick some stickers on a piece of paper. If your grown up draws a line, can you stick the stickers along the line?

# I Spy Number Six

Find and circle all of the number sixes.



8





1



6

4



3





twinkl  
visit [twinkl.com](https://www.twinkl.com)

