

## Nursery Home Learning planner WC 8.3.21



In EYFS we use Tapestry as a great communication tool between home and school. Please feel free to share what you have been doing at home or use it to ask Miss Pigg any questions you may have. If you are not yet on Tapestry, please contact the school office to gain access.

	Subject	Focus	Activity
<b>Monday</b>	Phonics	Phase 1 – Listening Skills	Use a mirror to look at your face, lips, teeth and tongue as you make different speech sounds. Using the sound cards on twinkl, say different sounds and watch what happens. You can download these at <a href="http://www.twinkl.co.uk/share">www.twinkl.co.uk/share</a> and type in the code 'EP6095'.
	Reading	Focus Story of the Week: 'Elephant Pants' by Smriti Prasadam-Halls and David Wojtowycz	This week, our focus story is 'Elephant Pants' by Smriti Prasadam-Halls and David Wojtowycz. Listen to the story.
	Mark-making	Missing Pants Poster	Major Trump has lost his pants again! Can you make a 'Missing' poster to help him to find them? Draw a picture of his pants.
	Maths	Number 5	Watch the Numberblocks episode for number five on BBC iPlayer: <a href="https://www.bbc.co.uk/iplayer/episode/b08d630h/numberblocks-series-1-five?seriesId=b08bzg8g">https://www.bbc.co.uk/iplayer/episode/b08d630h/numberblocks-series-1-five?seriesId=b08bzg8g</a> Practise counting to 5 using your fingers.
<b>Tuesday</b>	Phonics	Phase 1 – Listening Skills	Download the 'Rhyming Odd One Out' sheets on twinkl. Go to <a href="http://www.twinkl.co.uk/share">www.twinkl.co.uk/share</a> and type in the code 'EP6095'. Talk about each strip of pictures and identify which is the odd one out (which one does not rhyme).
	Understanding the World – Science	Facts about elephants	Find out the answers to these questions: <ul style="list-style-type: none"> <li>• <b>What do elephants eat?</b></li> <li>• <b>How do elephants eat?</b></li> <li>• <b>What is a group of elephants called?</b></li> <li>• <b>What is a baby elephant called?</b></li> <li>• <b>Where do elephants live in the wild?</b></li> </ul> <p>Where could you find out this information? Think about looking in information books (if you have any) or looking on the internet with a grown up. You could also read the facts about African Elephants on the information PowerPoint on 'Twinkl'. To access this, go to <a href="http://www.twinkl.co.uk/share">www.twinkl.co.uk/share</a> and type in the code 'EP0135'.</p> <p>You could record yourself saying your favourite facts and upload it to Tapestry.</p>
	Maths	Number 5	Go on a number 5 hunt! Can you find any in your house?
	Physical Development – Fine Motor Skills	Split pin elephant	Have a go at the 'Split Pin Elephant' activity attached. Cut out the body parts carefully and then either stick them together or attach them using split pins, if you have any.
	Reading	Reading a story	At the end of your home learning day, read any stories you have at home, watch the 'staff story time' video on Tapestry, or read an e-book from one of the following websites: <ul style="list-style-type: none"> <li>• <a href="https://www.booktrust.org.uk/books-and-reading/have-some-fun/storybooks-and-games/">https://www.booktrust.org.uk/books-and-reading/have-some-fun/storybooks-and-games/</a></li> <li>• <a href="https://home.oxfordowl.co.uk/">https://home.oxfordowl.co.uk/</a></li> <li>• Free 'CBeebies Story Time' app</li> </ul>

Wednesday	<b>Phonics</b>	Phase 1 – Listening Skills	Play 'Cross the River'. Use some material to pretend to be the 'river'. If you have any toy crocodiles or sharks, place one in. Go to one side of the river. You want to cross it but you can only cross if you can blend the sounds together. Listen to a grown-up say three sounds and see if you can blend them together. Once you have blended them, you can cross. Examples include: c-a-t, d-o-g, p-i-g, p-a-t, r-u-n, h-a-t...
	<b>Writing</b>	Name writing	Have a go at copying the letters in your name.
	<b>Maths</b>	Number 5	Carefully count out 5 building blocks. Build a tower. Can you use the blocks to make a different model? How many different models can you make?
	<b>P. E</b>	Movement to Music	Watch, and listen to, a selection of the videos below and have a go at joining in. Move like the different animals. Think carefully about the different ways that you can move: <ul style="list-style-type: none"> <li>- Sticky Kids 'Jungle Song': <a href="https://youtu.be/I1T_ThnU5E">https://youtu.be/I1T_ThnU5E</a></li> <li>- Super Simple Songs 'Walking in the Jungle': <a href="https://youtu.be/GoSq-yZcJ-4">https://youtu.be/GoSq-yZcJ-4</a></li> <li>- Cosmic Yoga 'Walking Through the Jungle': <a href="https://youtu.be/dKa2LHYcln4">https://youtu.be/dKa2LHYcln4</a></li> <li>- Oti's Boogie Beebies 'Jungle': <a href="https://www.bbc.co.uk/iplayer/episode/m000jzkk/otis-boogie-beebies-series-1-10-jungle">https://www.bbc.co.uk/iplayer/episode/m000jzkk/otis-boogie-beebies-series-1-10-jungle</a></li> </ul>
	<b>Reading</b>	Reading a story	Please access a story to read from one of the websites/apps previously suggested at the end of your home learning day.
Thursday	<b>Phonics</b>	Phase 1 – Listening Skills	Using a small selection of objects, play 'I Spy with my Little Eye...' Focus on identifying the first sound in the words.
	<b>Maths</b>	Number 5	Polly Parrot likes eating fruit and vegetables. She tries hard to eat 5 pieces each day. Yesterday, she ate 1 apple, 1 orange, 1 banana, 1 carrot and 1 tomato. How many things did she eat? Did she manage to eat 5? You could draw a picture to help you to count.
	<b>PSED</b>	Turn-taking	Have a go at a turn-taking game with someone in your house.
	<b>Reading</b>	Reading a story	Please access a story to read from one of the websites/apps previously suggested at the end of your home learning day.
Friday	<b>Phonics</b>	Phase 1 – Listening Skills	Play the 'Jobs' listening game on BBC School Radio - <a href="https://www.bbc.co.uk/teach/school-radio/eyfs-listening-skills-jobs/zh8dqwx">https://www.bbc.co.uk/teach/school-radio/eyfs-listening-skills-jobs/zh8dqwx</a> Talk about what you can hear.
	<b>Maths</b>	Number 5	Play 'I Spy Number 5' using the sheet attached and see what you can spot that represents number 5.
	<b>Expressive Arts &amp; Design</b>	Singing	Watch and join in with the '6 Little Ducks' episode on the Durham Music website - <a href="https://www.durhammusic.org.uk/6-little-ducks-tiny-tunes-episode-12">https://www.durhammusic.org.uk/6-little-ducks-tiny-tunes-episode-12</a> Join in with the singing and copy the actions. Practise the actions for 'widdle waddle' by walking around waddling your body.  Can you get a drum, or an item that you could use as a drum, and be the leader? Can you tap along to the rhythm?
	<b>Reading</b>	Reading a story	Please access a story to read from one of the websites/apps previously suggested at the end of your home learning day.

**PHONICS PLAY LOGIN (<https://www.phonicsplay.co.uk/>)**

Username: jan21

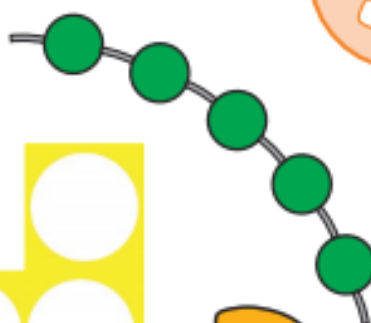
Password: home

# I Spy Number Five

Find and circle all of the number fives.

5

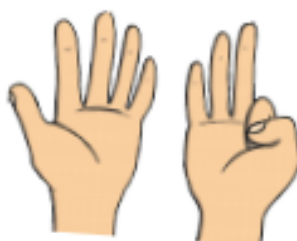
6



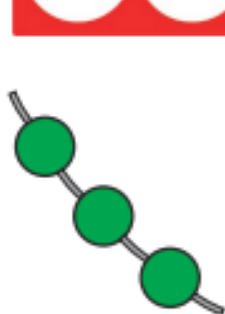
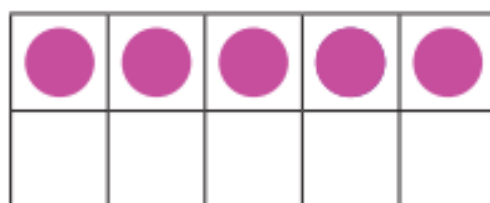
3




8



5



1



Split pin elephant activity

