

Nursery Home Learning planner WC 10.1.22



As you may already know, in EYFS we use Tapestry as a great communication tool between home and school. Please feel free to share what you have been doing at home or use it to ask Miss Pigg any questions you may have. If you are not yet on Tapestry, please contact the school office to gain access.

	Subject	Focus	Activity
Monday	Writing	Name writing	Can you recognise your name? Can you have a go at writing the first letter in your name? If you can do this confidently, practise copying the following letters. Please remember to use lower case letters for your name, apart from the first letter.
	Phonics	Phase 1 – Listening Skills	Listen to the sounds on the BBC School Radio Video, 'Inside sounds' - https://www.bbc.co.uk/teach/school-radio/eyfs-listening-skills-inside-sounds/zr2m8xs Talk about what you can hear.
	Maths	Number 1	Sing 'One Finger, One Thumb, Keep Moving' and join in with the actions. You can find the lyrics and video here - https://www.bbc.co.uk/teach/school-radio/nursery-rhymes-one-finger-one-thumb-keep-moving/zbtj47h
	P.E	Movement to a story	Cosmic Yoga 'Mike the Cosmic Space Monkey' - https://youtu.be/LZAaZDVqCiA
	Reading	Reading a story	At the end of your home learning day, read any stories you have at home or read an e-book from one of the following websites: <ul style="list-style-type: none"> https://www.booktrust.org.uk/books-and-reading/have-some-fun/storybooks-and-games/ https://home.oxfordowl.co.uk/ Free 'CBeebies Story Time' app
Tuesday	Phonics	Phase 1 – Listening Skills	Play musical statues. Listen very carefully for when the music stops and be sure to <i>freeze!</i>
	Mark-making	Favourite part of the story	Think about a story you have read. What was your favourite part? Can you draw a picture of it?
	Maths	Number 1	Get a selection of objects. These could be toys, food, anything! Share them with the people that you live with. Make sure that you give every person one item – no more!
	PSED	Creating a healthy lunch	Mummy Bear is very worried that Baby Bear's packed lunch was too unhealthy! Talk about what it means to be 'healthy' and then design a healthy lunch for Baby Bear to take on his next trip. You could draw your ideas or even make him one using items you have at home!
	Reading	Reading a story	At the end of your home learning day, read any stories you have at home or read an e-book from one of the following websites: <ul style="list-style-type: none"> https://www.booktrust.org.uk/books-and-reading/have-some-fun/storybooks-and-games/ https://home.oxfordowl.co.uk/ Free 'CBeebies Story Time' app
Wednesday	Phonics	Phase 1 – Listening Skills	Hide a soft toy somewhere in the room/house. Invite your child to try and find it. Guide them by singing louder as they get closer, and more quietly as they move further away from the teddy until they find it. Then take turns to find the toy.
	Mark-making	Items to take to the moon	If you were going to the moon, what would you take? Can you draw a picture of 3 items that you would take?
	Maths	Number 1	Complete the 'Number One Activity Mat' attached.
	Expressive Arts & Design	New boots for Baby Bear	Can you design some new boots for Baby Bear for his next trip to the moon? Be as creative as you like!
	Reading	Reading a story	Please access a story to read from one of the websites/apps previously suggested at the end of your home learning day.
Thursday	Writing	Name writing	Practise recognising and writing your name again.

	Phonics	Phase 1 – Listening Skills	Giving directions – Put a blindfold on and hide some ‘treasure’ somewhere in the room. Give simple instructions and encourage your child to listen to the instructions given to find the ‘treasure’.
	Maths	Number 1	Recap on the shape that has one side (a circle!) Complete the ‘Spot the Circle’ activity attached. Talk about how many sides the other shapes have.
	Understanding the World - Science	Seasonal changes - Winter	Recap on the changes in Winter that you learnt about last week. Focus on the weather. Think about what you might need in Winter such as a hat, scarf, etc. Create a ‘Winter weather box’. You could either draw the items or actually make your own weather box using items from home!
	Reading	Reading a story	Please access a story to read from one of the websites/apps previously suggested at the end of your home learning day.
Friday	Phonics	Phase 1 – Listening Skills	Read your own book with rhyming words. Can you identify the rhyming words? Can you think of other words that rhyme with those words?
	Physical Development	Fine Motor Skills	Complete a ‘Funky Fingers’ activity from the list attached.
	Maths	Number 1	Play ‘Spot the Difference’ using the pictures attached. Talk about what is different in the pictures.
	Expressive Arts and Design – Music	Singing	Watch and join in with the ‘Happy Face’ episode on the Durham Music website - https://www.durhammusic.org.uk/happy-face-tiny-tunes-tuesday-early-years-episode-1 Join in with the singing and copy the actions. Can you change the actions? What other faces can you make? Can you make sounds for each face? Can you add body actions to the song? Can you be the leader and sing the song to a family member whilst they copy you?
	Reading	Reading a story	Please access a story to read from one of the websites/apps previously suggested at the end of your home learning day.

WHAT TO EXPECT WHEN

Access the document via

https://www.foundationyears.org.uk/files/2015/03/4Children_ParentsGuide_2015_WEB.pdf and look at the ‘30-50 months’ section for some additional ideas for things to do at home for each area of learning.

‘CBeebies Go Explore’ App

This app has some fantastic games linked to our curriculum. Search for ‘CBeebies Go Explore’ in the app store on your device and download it. It is completely free to download and access.


Funky Fingers Activities

- Put some pegs on a line.
- Practise your cutting skills.
- Thread some pasta onto a string/ribbon.
- Thread some cheerios onto a spaghetti stick.
- Get creative with some playdough. You could practise our dough disco moves!
- Put some bobbles/elastic bands around a cardboard tube. How many can you get on in two minutes?
- Practise zipping up your coat!


A downwards stroke, that was fun.
Now I've made the number 1.




How many times can you write
the number 1?



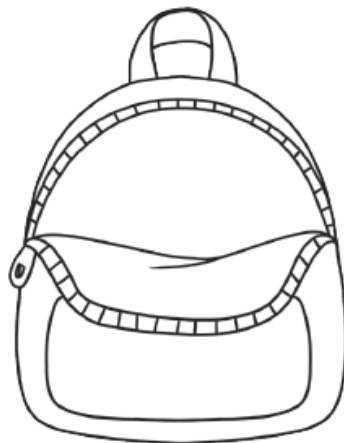
Number One saw lots
of things on their
adventure. Colour 1 thing.



Can you add 1 coin to the purse?




Draw 1 thing in the bag for
an adventure.



Spot the Circle


Can you find all of the circles? Colour them in using an colour you like!



Number One

Spot the Difference

Look carefully at the pictures. Can you talk about what is the same and what is different?



Looking for more Numberblocks Fun? Go to www.numberblocks.tv



Number One

Spot the Difference

Look carefully at the pictures. Can you talk about what is the same and what is different?





Looking for more Numberblocks Fun? Go to www.numberblocks.tv



Number One

Spot the Difference


Look carefully at the pictures. Can you talk about what is the same and what is different?



Number One

Spot the Difference



Look carefully at the pictures. Can you talk about what is the same and what is different?



Number One

Spot the Difference

Look carefully at the pictures. Can you talk about what is the same and what is different?



Number One

Spot the Difference

Look carefully at the pictures. Can you talk about what is the same and what is different?

